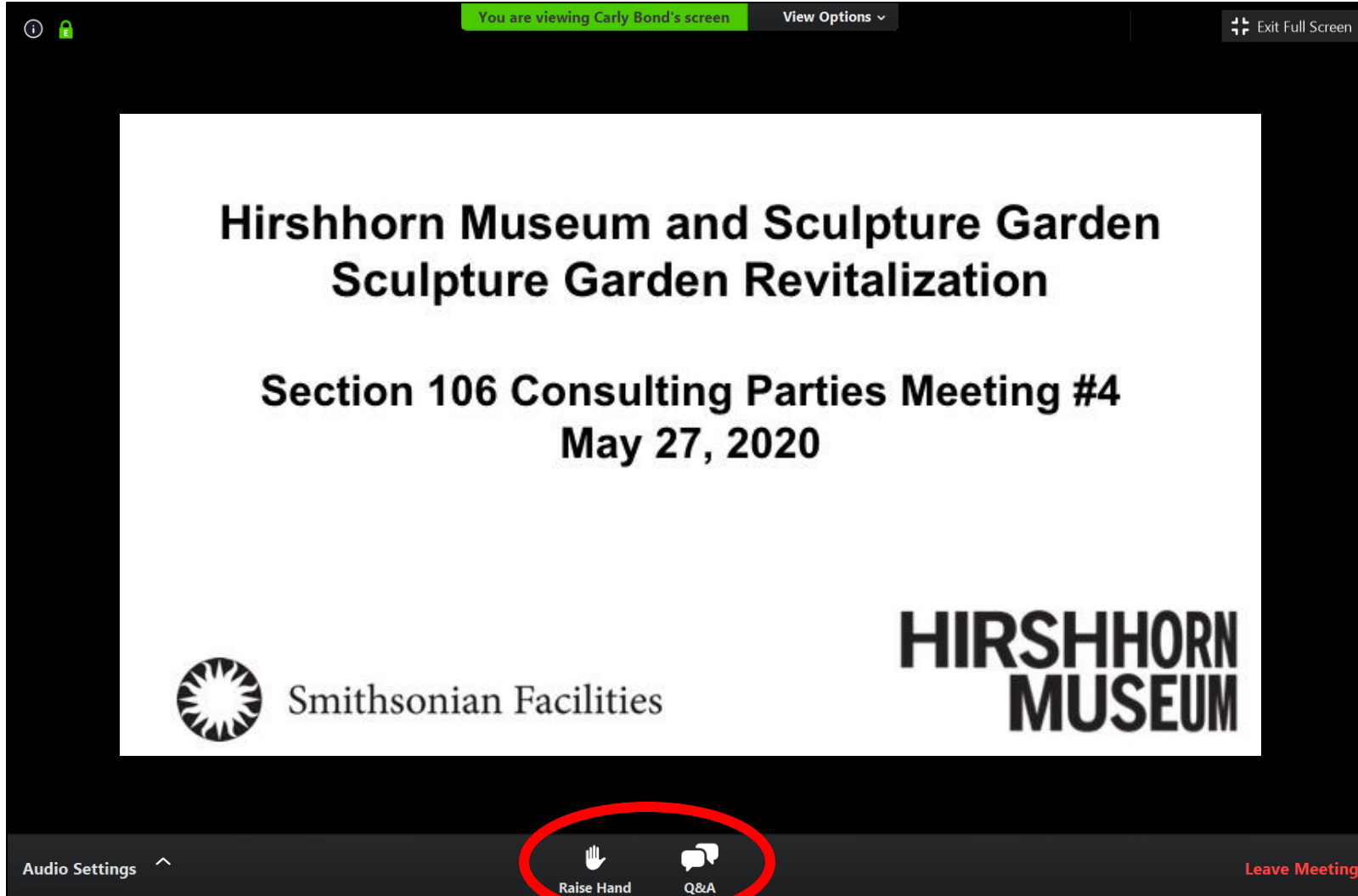


Welcome!

The meeting will begin momentarily.



The image shows a Zoom meeting interface. At the top, there is a status bar with a lock icon, a green notification "You are viewing Carly Bond's screen", "View Options" with a dropdown arrow, and "Exit Full Screen" with a full-screen icon. The main content area is a white slide with black text. The slide title is "Hirshhorn Museum and Sculpture Garden Sculpture Garden Revitalization". Below the title is "Section 106 Consulting Parties Meeting #4" and "May 27, 2020". At the bottom left of the slide is the Smithsonian Facilities logo and name. At the bottom right is the "HIRSHHORN MUSEUM" logo. The Zoom control bar at the bottom has "Audio Settings" with an up arrow, "Raise Hand" with a hand icon, "Q&A" with a speech bubble icon, and "Leave Meeting" in red text. The "Raise Hand" and "Q&A" icons are circled in red.

How to Use Zoom Webinar:

- Zoom webinar will not permit access to your camera.
- Please submit comments/questions in writing through the Q&A function.
- Written comments/questions can be submitted at any time and will be answered or discussed at designated points during the meeting by the panelists.
- Click "Raise Hand" if you would like to speak your comments/questions at designated points with the panelists. A moderator will grant temporary access to your device's microphone.

Thank you for participating in our first virtual public consultation meeting!

Hirshhorn Museum and Sculpture Garden Sculpture Garden Revitalization

**Section 106 Consulting Parties Meeting #4
May 27, 2020**



Smithsonian Facilities

**HIRSHHORN
MUSEUM**

Meeting Agenda

- **Moderator**, Jay Kaveeshwar, Deputy Director, HMSG
- **Q&A Panelists**
 - Melissa Chiu, Director, HMSG
 - Anne Reeve, Associate Curator, HMSG
 - Sharon Park, FAIA, Assoc. Director of Historic Preservation, Smithsonian Facilities
 - Carly Bond, Historic Preservation Specialist, Smithsonian Facilities
 - Bill Donnelly, Landscape Architect, Smithsonian Gardens
 - Alyson Steele, FAIA, Principal and Architect, Quinn Evans Architects
 - Faye Harwell, FASLA, Director and Landscape Architect, Rhodeside & Harwell



JAY



MELISSA



ANNE



SHARON



CARLY



BILL



ALYSON



FAYE

Meeting Agenda

- **Welcome** - Jay Kaveeshwar, Deputy Director, Hirshhorn Museum and Sculpture Garden (HMSG)
- **Presentation** - Carly Bond, Historic Preservation Specialist, Smithsonian Facilities
 - **Section 106 Process Overview**
 - **Concept Design Overview**
 - **Assessment of Effects on Historic Resources**
 - **Planting Plan** – Faye Harwell, Rhodeside & Harwell
 - **Next Steps**
- **Q&A** - Panelists

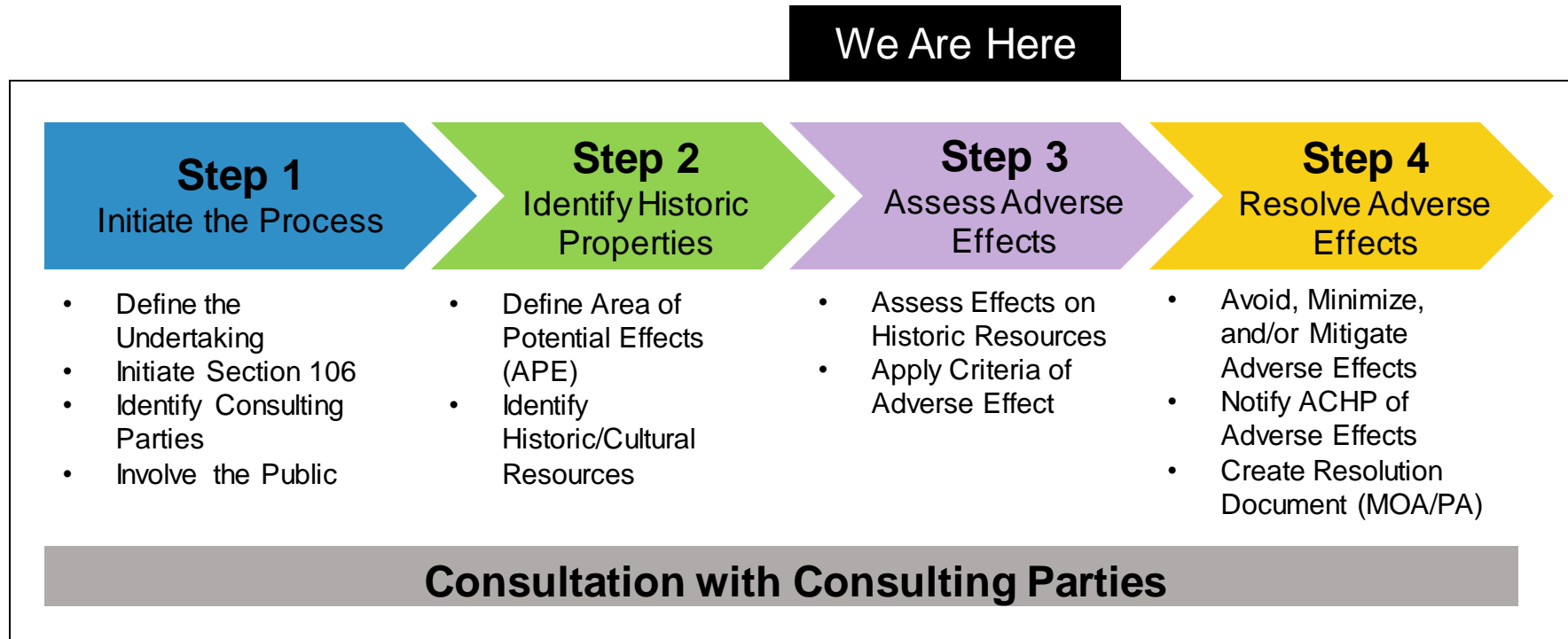
Q&A Process

- Zoom webinar will not permit access to your camera.
- Please submit comments/questions in writing through the Q&A function.
- Written comments/questions can be submitted at any time and will be answered or discussed at designated points during the meeting by the panelists.
- Click "Raise Hand" if you would like to speak your comments/questions at designated points with the panelists. A moderator will grant temporary access to your device's microphone.

Section 106 Process Overview

Section 106 Process Overview

Consulting Parties Consultation



Section 106 Process Overview

Draft Assessment of Effects on Historic Resources

Hirshhorn Sculpture Garden Revitalization Draft Assessment of Effects on Historic Resources

The following table provides an assessment of effects of each feature or action of the Hirshhorn Sculpture Garden Revitalization. An effect determination is proposed based on the criteria of adverse effect, with additional information or comments provided as applicable. Adverse effect determinations are noted in the following chart with .

Feature/Action	Proposed Effect Determination	Comments/Additional Information
Site Plan	Maintains 1974, 1981 plan with layout organized around the 8 th Street axis and reintroduces north/south stairs at the lowest level. No adverse effect.	- Re-establishes the north-south axial organization of the 1974 design. - Maintains the spatial complexity of the 1981 design with expanded garden rooms, walls, and plantings.
Setting for Display of Sculpture	Program and use consistent. Sculpture Garden continues to function and fulfill its mission as a setting for sculpture. No adverse effect.	- Setting for sculpture is a character defining feature and retains high integrity. - Project goals include showing the historically significant sculpture collection to strongest effect, while providing flexible open space to support programming and contemporary art.
Recessed Grade Below the National Mall	Sculpture Garden maintains a recessed elevation below the National Mall, with terraced topography. Proposed changes include 10'8" grade change at the southwest corner, and approximately 2'4" grade change on the east side. No adverse effect.	- Recessed topography is a character defining feature and retains high integrity. - No impacts to contributing views identified in the amended National Mall Historic District. - Lowering the grade at the southwest corner after the burr oak tree died increases programmable space. - Lowering the grade at the east side improves spatial organization and display of the modern collection.
Concrete Walls - Perimeter	Walls will be replaced in-kind, with minor height increase to meet code requirements. Height increase varies between 6 and 12 inches due to grade changes. Walls proposed to enclose the southwest corner currently open to Jefferson Drive. No adverse effect.	- Concrete perimeter walls are a character defining feature and retain high integrity. - Replacement in-kind is required due to irreparable alkali silica reaction inherent in the concrete mixture. - Aesthetic appearance of aggregate concrete poured-in-place walls will be maintained, using the historic Swenson Pink (Millennium) granite as the basis of design. - Strong perimeter of aggregate concrete walls will be maintained. Minor alterations at the northwest and southwest corners of the perimeter walls to provide universal accessibility.

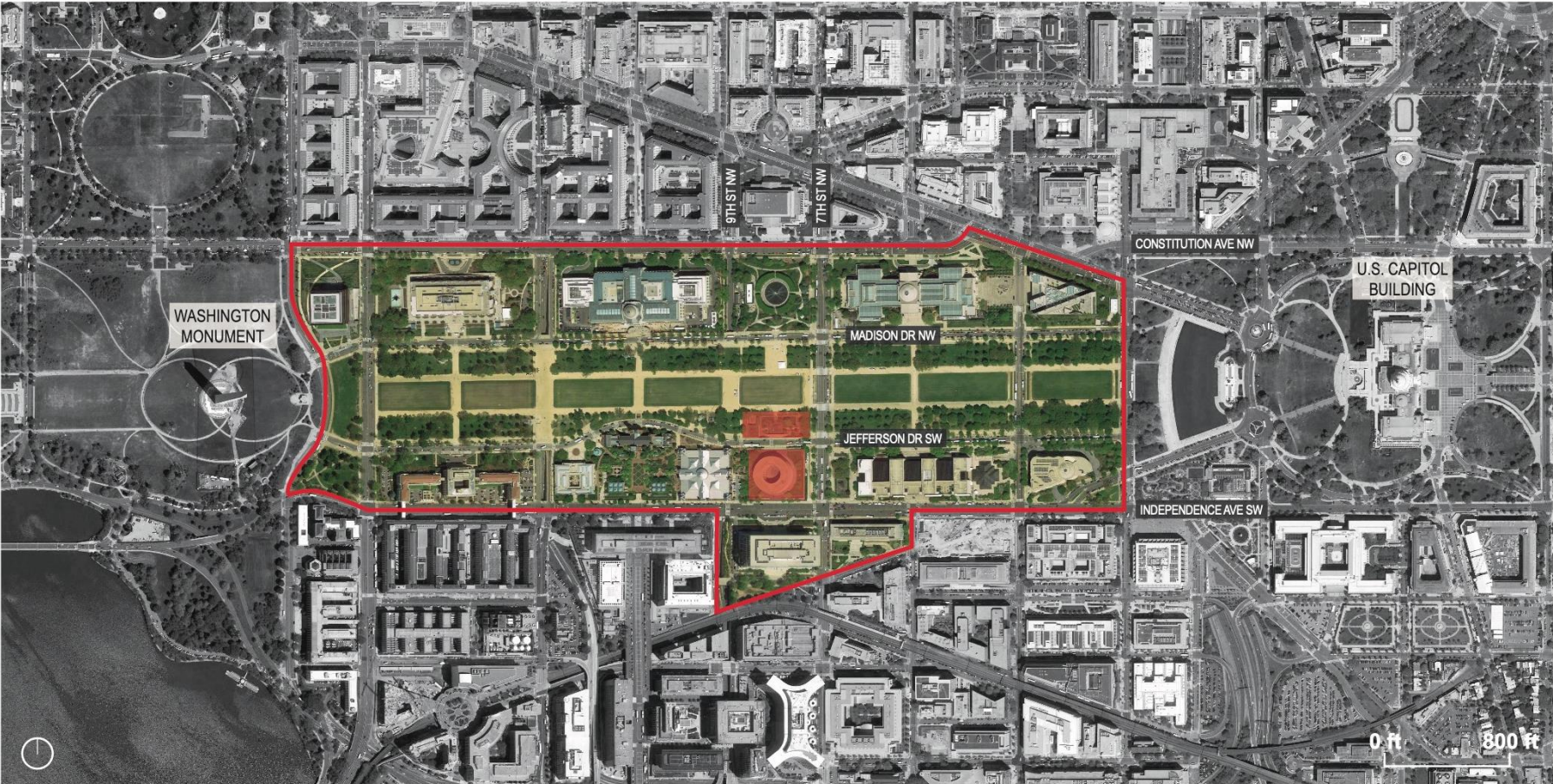
Hirshhorn Sculpture Garden Revitalization Draft Assessment of Effects on Historic Resources

Feature/Action	Proposed Effect Determination	Comments/Additional Information
Concrete Walls – Inner Partition	Wall will be re-built in the same location in stacked stone. The wall be lowered by approximately 18" to a total height of 8'3". Adverse effect.	- The concrete inner partition wall is a character defining feature. - Adverse effect on the National Mall Historic District minimized with limited visibility from the Sculpture Garden's north overlook, and from the Mall paths. - Partition wall lowered to improve interior views and vistas, and limit visibility from the National Mall of the material change. Aggregate concrete walls will be the first material visible from the exterior of the Garden. - Wall constructed in an arranged composition of Swenson Pink and other complementary toned granite. - Adverse effect on the Hirshhorn is minimized by maintaining the width of the wall, reconstructing the wall in the same location to continue to articulate the lower and upper portions of the Garden, and use of Swenson Pink granite.
Stacked Stone Walls	Height of new walls will be recessed below the concrete walls and detailed with a reveal/recess adjacent to the aggregate concrete walls. No adverse effect.	- Differentiating the new walls, with a complementary granite material and color palette, is consistent with the <i>Secretary of the Interior's Standards</i> . - National Mall Historic District features varied architectural styles and material palette including precedents for granite site walls.
Reflecting Pool	Historic pool dimensions integrated into an enlarged water feature, remains central within the Garden. Adverse effect.	- Reflecting pool east/west dimension aligned with the original width of the north stairs at 60 feet. - Reflecting pool is a character defining feature and retains high integrity. - Adverse effect is minimized by retaining a dimensional memory of the pool within the enlarged water feature.
South Stairs	Granite stairs reconstructed after structural work and aggregate concrete replaced in-kind. Height of reconstructed balustrade increased to meet code requirements. No adverse effect.	- Lateral south stairs are a character defining feature and retain high integrity. - No change is proposed to stair composition. - Minimal design changes to balustrade height to meet code requirements.

- In considering how historic properties might be affected by the project, the SI has proposed an effect determination for each action of “no adverse effect” or “adverse effect”. This is a starting point for consultation with the Consulting Parties.
- Effect assessments are based on the criteria of adverse effect as defined in the implementing regulations of Section 106 of the National Historic Preservation Act (36 CFR Part 800).
- An adverse effect is found when a project may alter, directly or indirectly, any of the characteristics of a historic property that qualify the property for inclusion in the National Register of Historic Places.

Section 106 Process Overview

Area of Potential Effects



— Area of Potential Effect

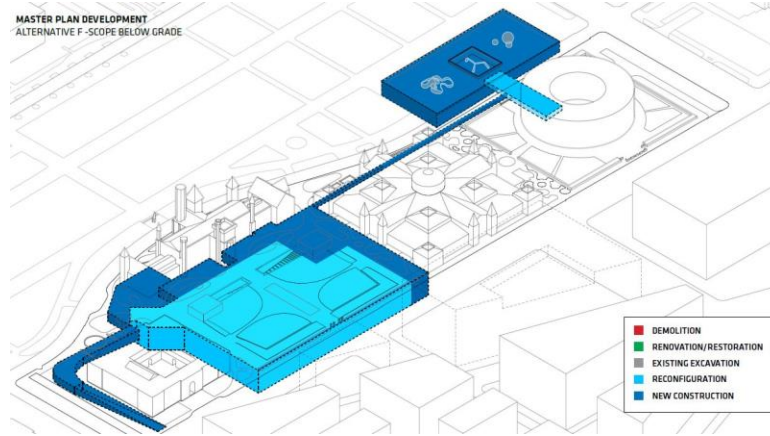
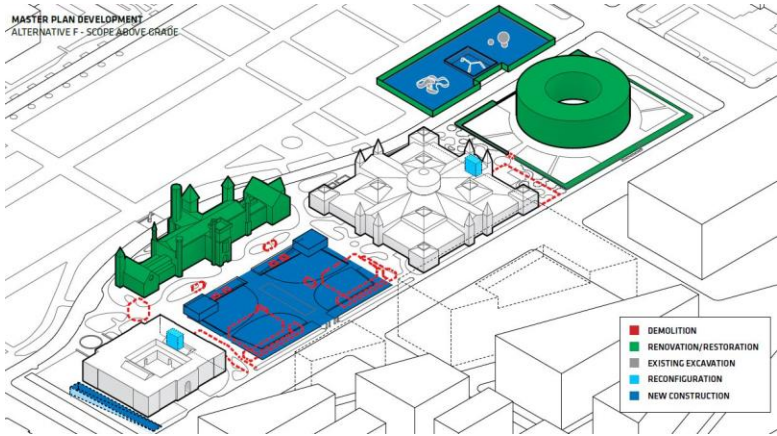
■ Project Location

Key Map
District of Columbia



Section 106 Process Overview

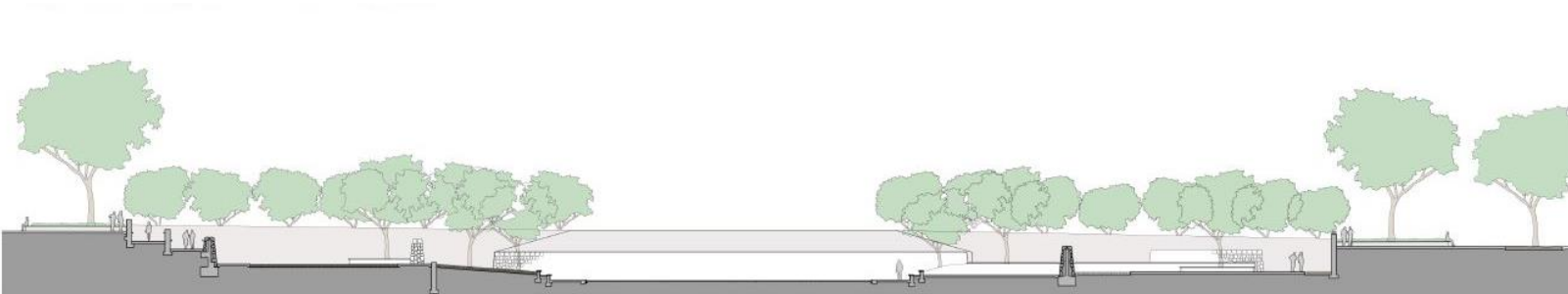
South Mall Campus Master Plan Coordination



Below-Grade Gallery Expansion, South Mall Master Plan

Per the South Mall Master Plan Programmatic Agreement:

- "The Sculpture Garden will maintain a depressed elevation, below the grade of the National Mall."
- "The Sculpture Garden will maintain its current footprint, and the aggregate concrete perimeter walls will be restored."

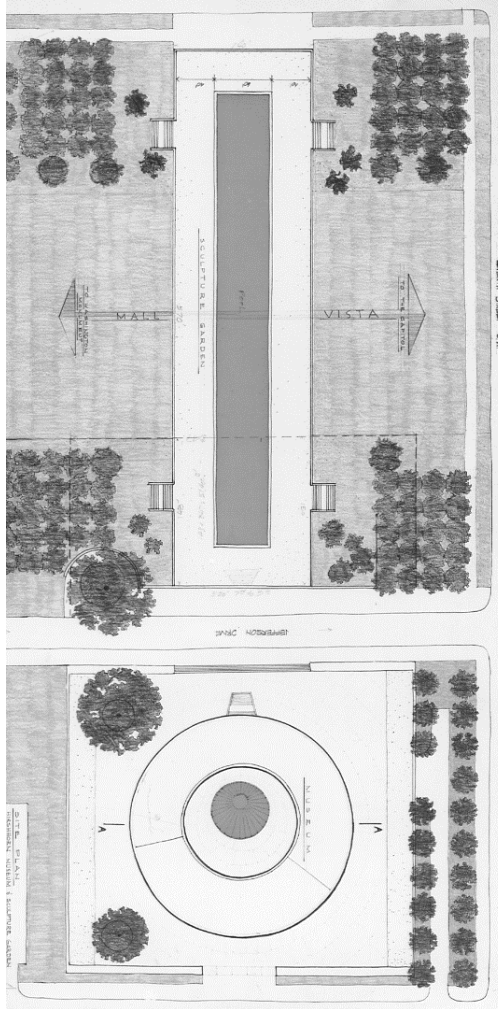


Proposed East-West Section



Concept Design Overview

Concept Design Overview


Unrealized Reflecting Pool Designs



SOM, 1967



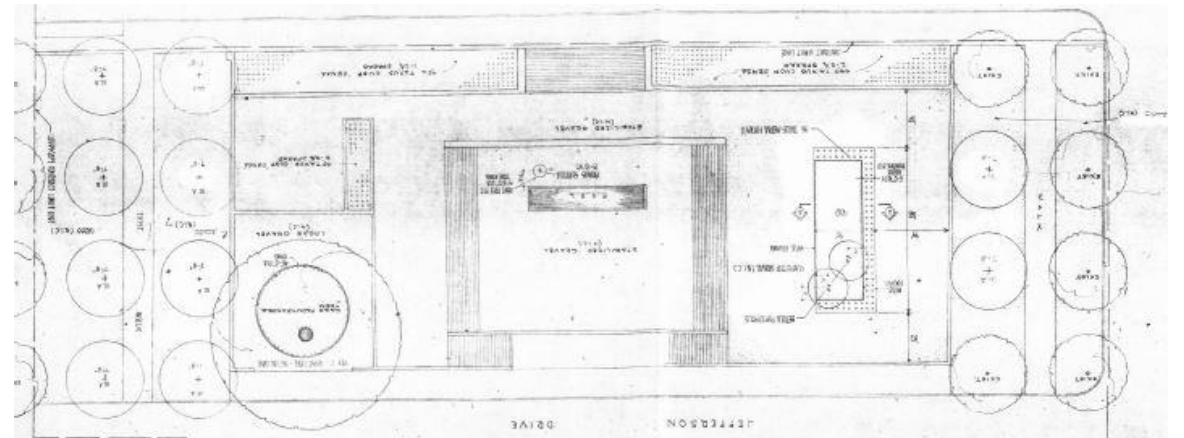
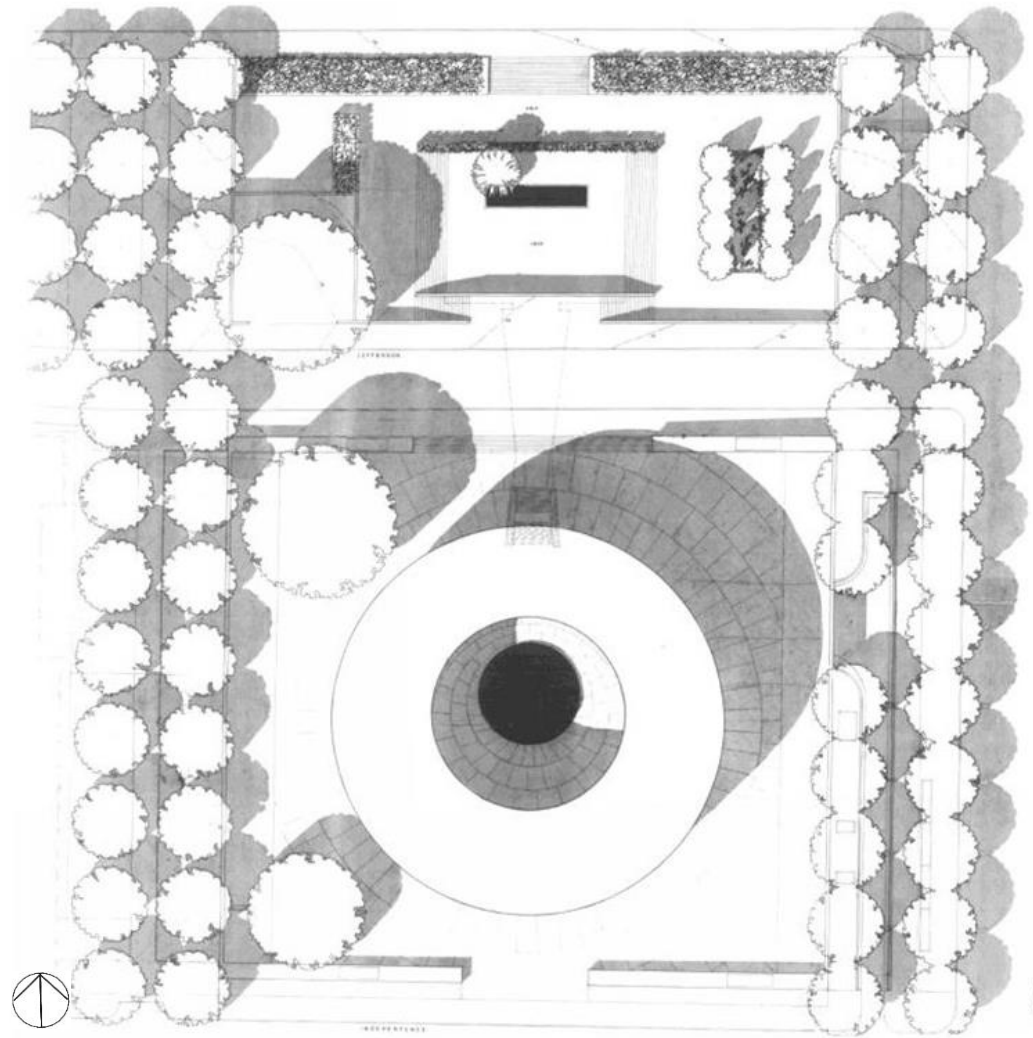
SOM, 1967



SOM, 1969

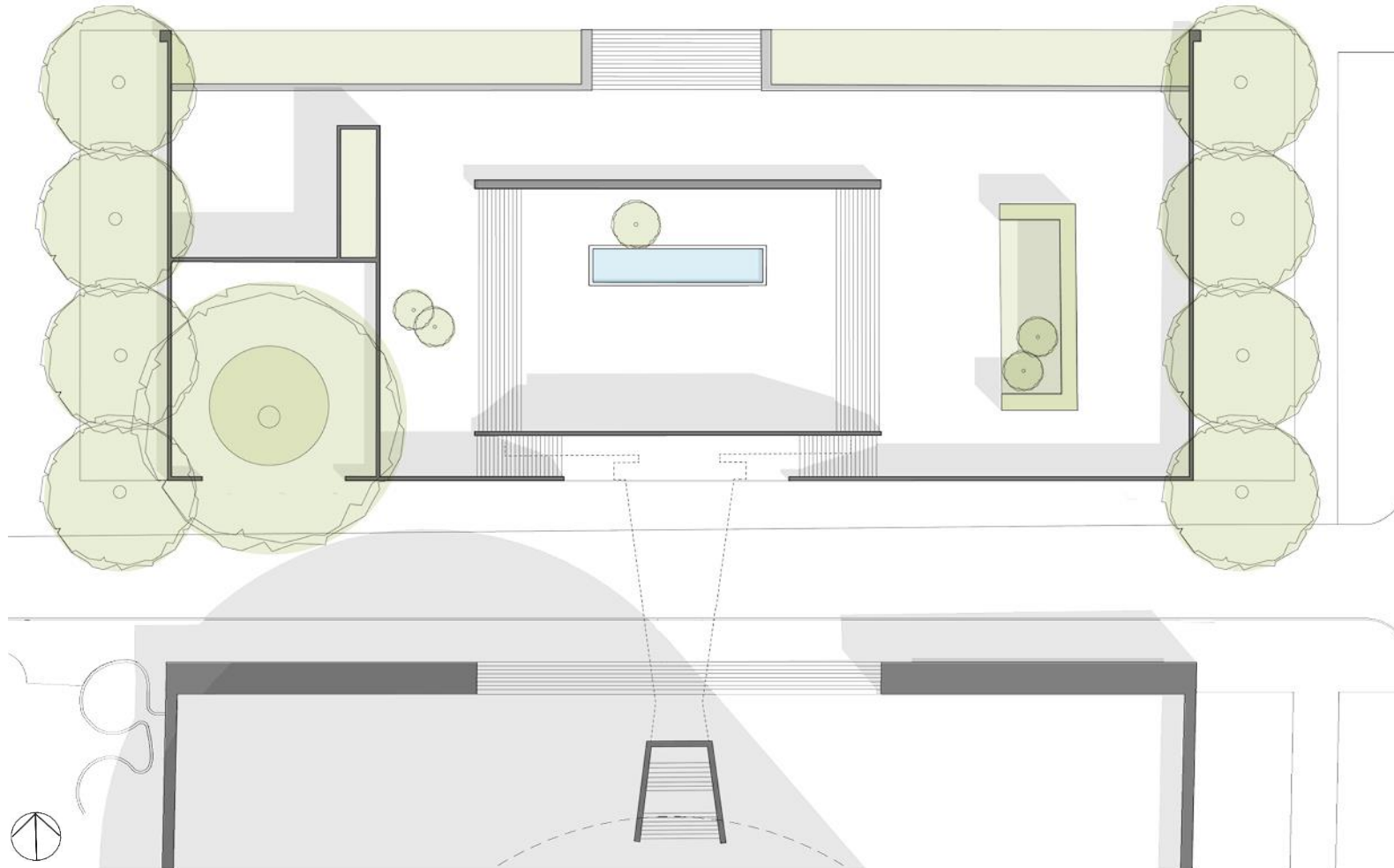
Concept Design Overview

1974 Realized Design



Concept Design Overview

1974 Realized Design



Aligns with north edge of National Mall southern elm tree panel

East/west alignment with the Museum Plaza

Axial arrangement around the 8th Street axis

Axial north and south entrances led to an intermediate level with amphitheater stairs leading to the lowest level 14 feet below grade

Reflecting pool aligned with the east/west width of the north stairs

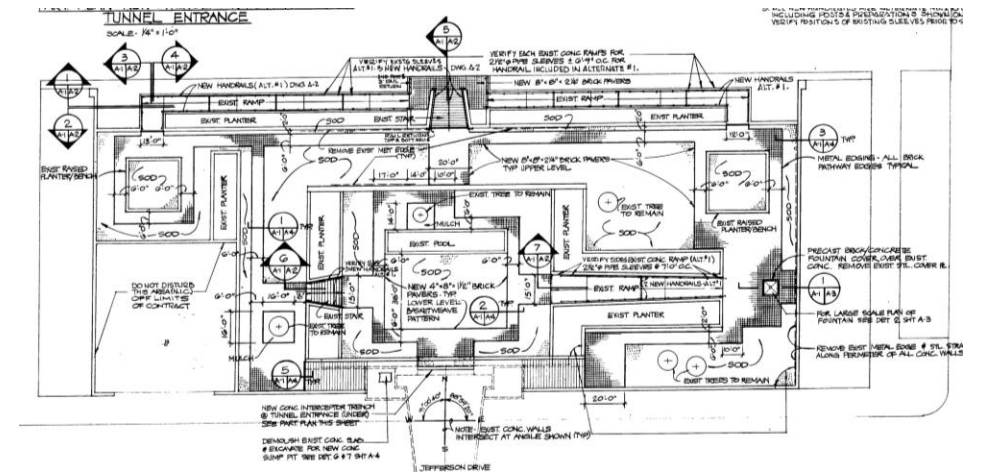
Elevated southwest corner around large oak tree

Intimate enclosed space with aggregate concrete perimeter walls

Underground passage connection with the Museum Plaza

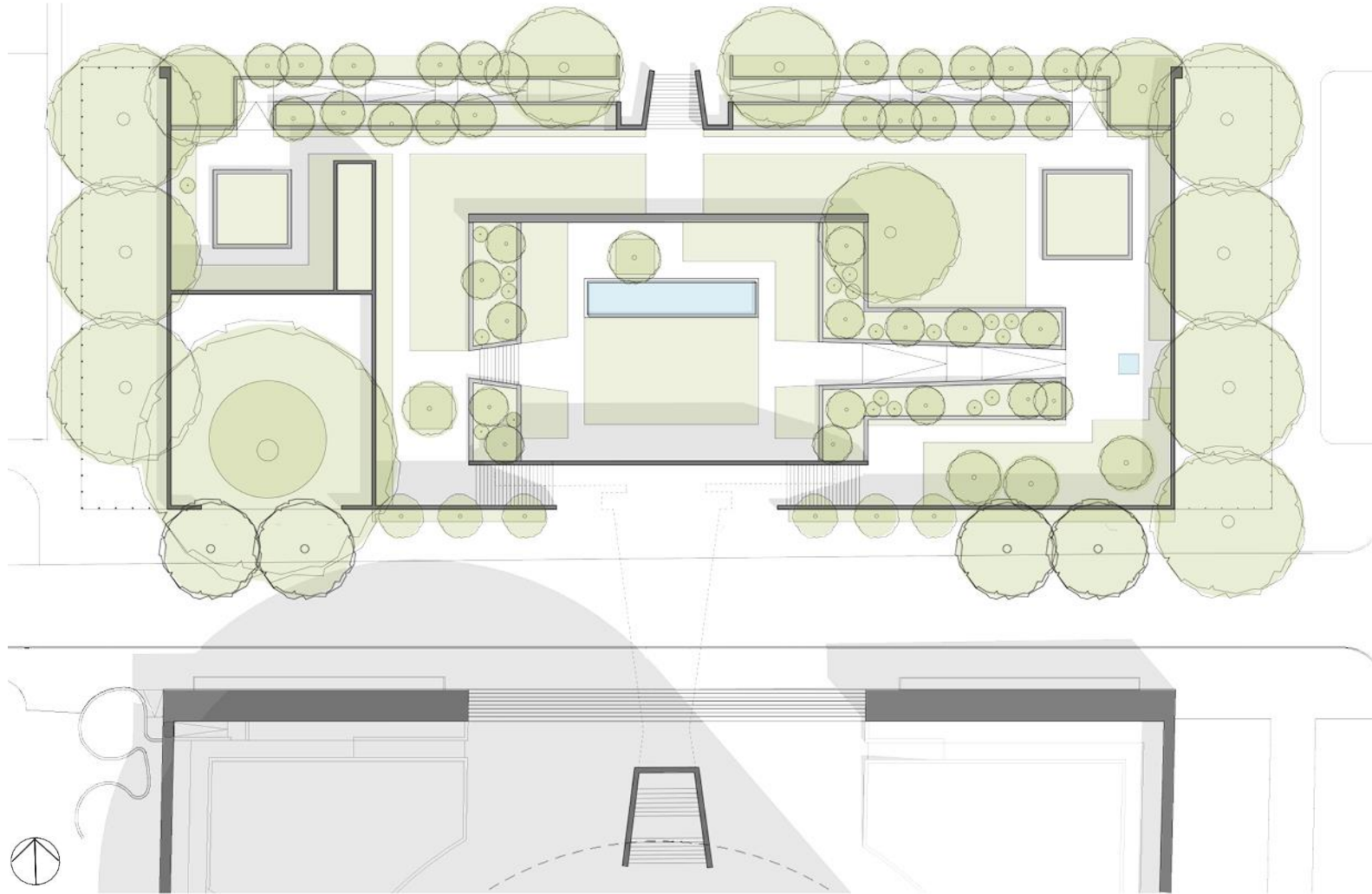
Concept Design Overview

1981 Modifications



Concept Design Overview

1981 Modifications



Lateral ramps along the northern edge for accessibility

East ramp for access to lowest level

Introduction of trees and plantings to temper the environment and provide "Garden Rooms"

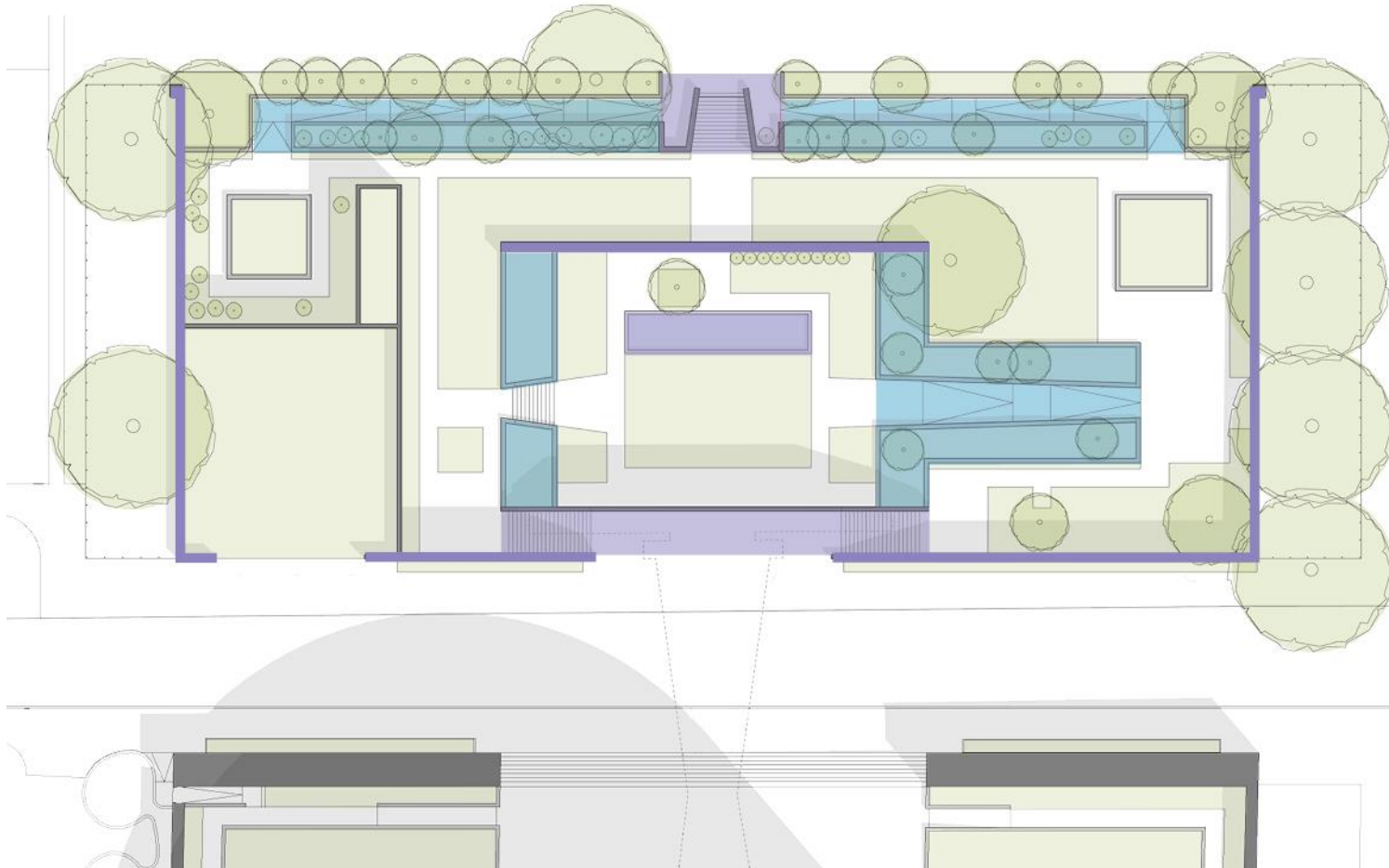
Installation of hardscape paving and sod

Alteration of north stair

Installation of small east fountain

Concept Design Overview

Character Defining Features – 1974, 1981 Period of Significance



1974 Character Defining Features *

Setting for Rotating Display of Sculpture

Recessed Grade Below the National Mall

Concrete Walls (Perimeter and Inner Partition)

Reflecting Pool

South Stair

North Stair

1981 Character Defining Features

Hardscape Paving

Garden "Rooms"

Lateral North Ramps

East Ramp (Intermediate Level)



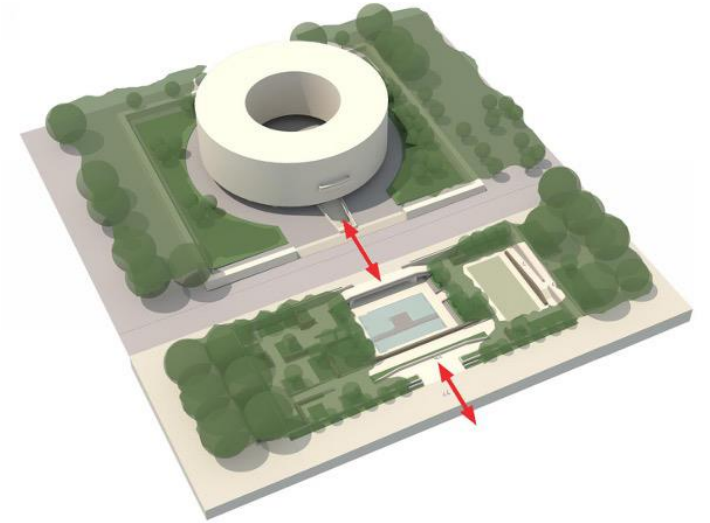
* Based on Hirshhorn Museum and Sculpture Garden Determination of Eligibility

Concept Design Overview

Project Goals

The Hirshhorn is **fulfilling its mission and revitalizing the Sculpture Garden** to meet these project goals:

- Replace **failed infrastructure** to curb flooding and protect current and future artwork, trees and plants.
- Reestablish the cohesiveness of the Sculpture Garden, the Plaza and the Museum as a **single, interconnected campus**.
- Create a new **“front door” on the National Mall** that welcomes increasing numbers of visitors to the Hirshhorn by widening sightlines into the Sculpture Garden and **improving accessibility, shade and seating**.
- **Increase the Hirshhorn’s display of its modern sculpture collection** by almost 50%, enabling us to chart evolutions in the art form, create new narratives within the history of art, and **present the works to their strongest effect**.
- **Respond and adapt to changes in art-making** by designating flexible spaces for the presentation of time-based artwork, large-format sculpture and site-specific installations.



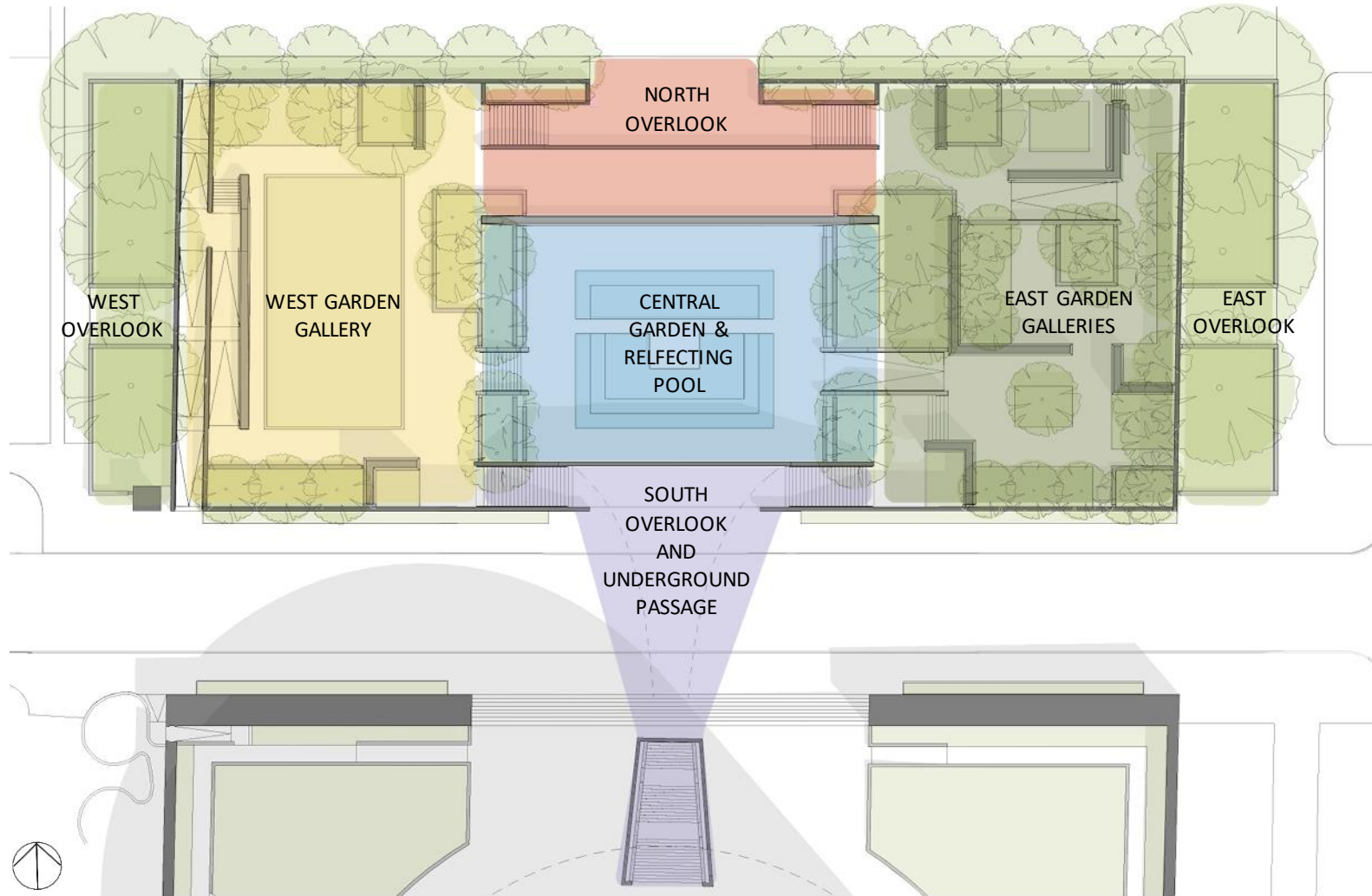
Concept Design Overview

Aerial View from the National Mall



Concept Design Overview

Sculpture Garden Programming

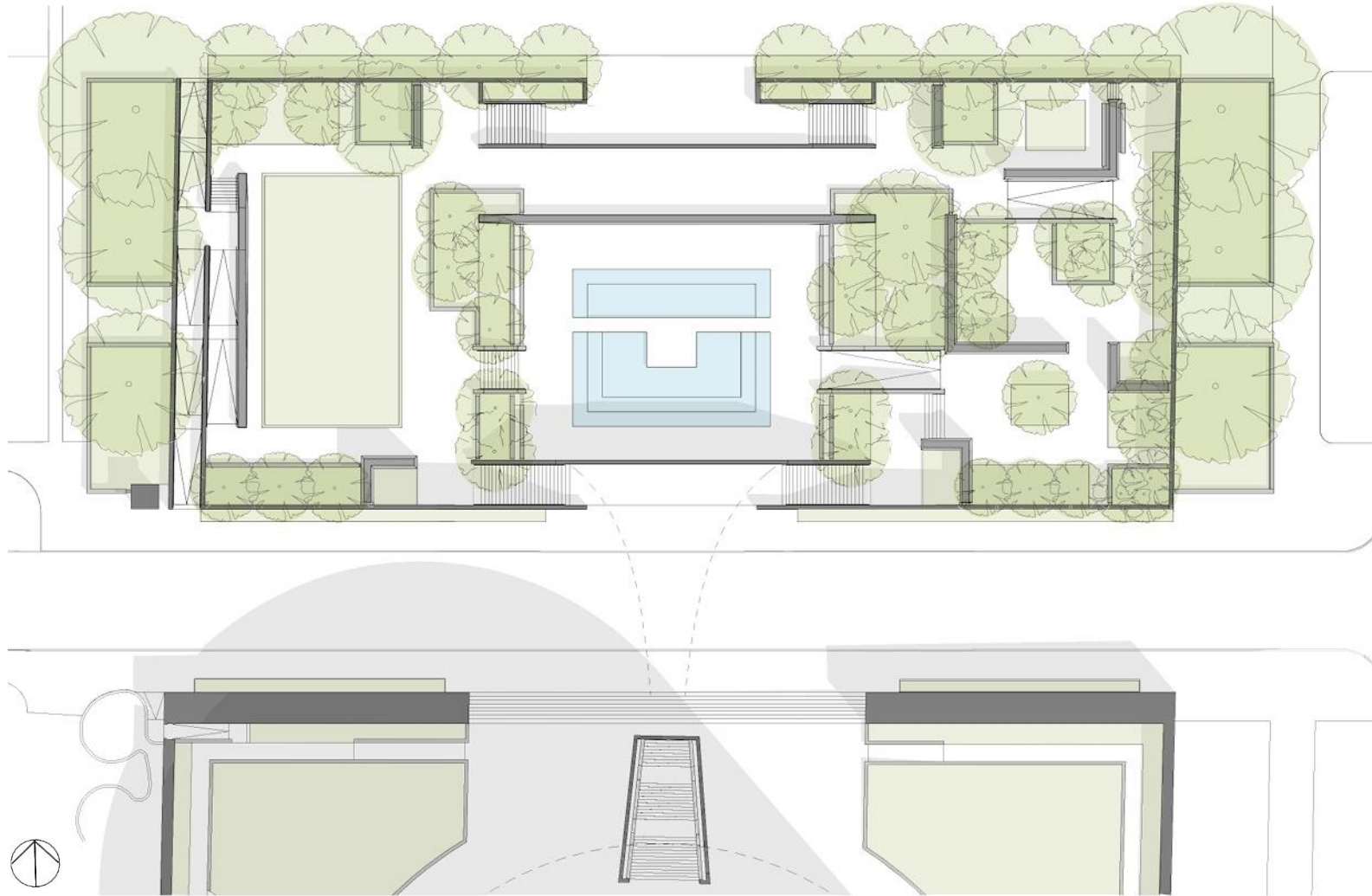


Project goals align with the 1981 goals for altering the Sculpture Garden:

- Improve accessibility
- Increase shade and visitor comfort
- Create more flexibility for the Sculpture Garden to serve the Hirshhorn museum's mission in the display of modern and contemporary art
- Display 50% more of the Museum's collection

Concept Design Overview

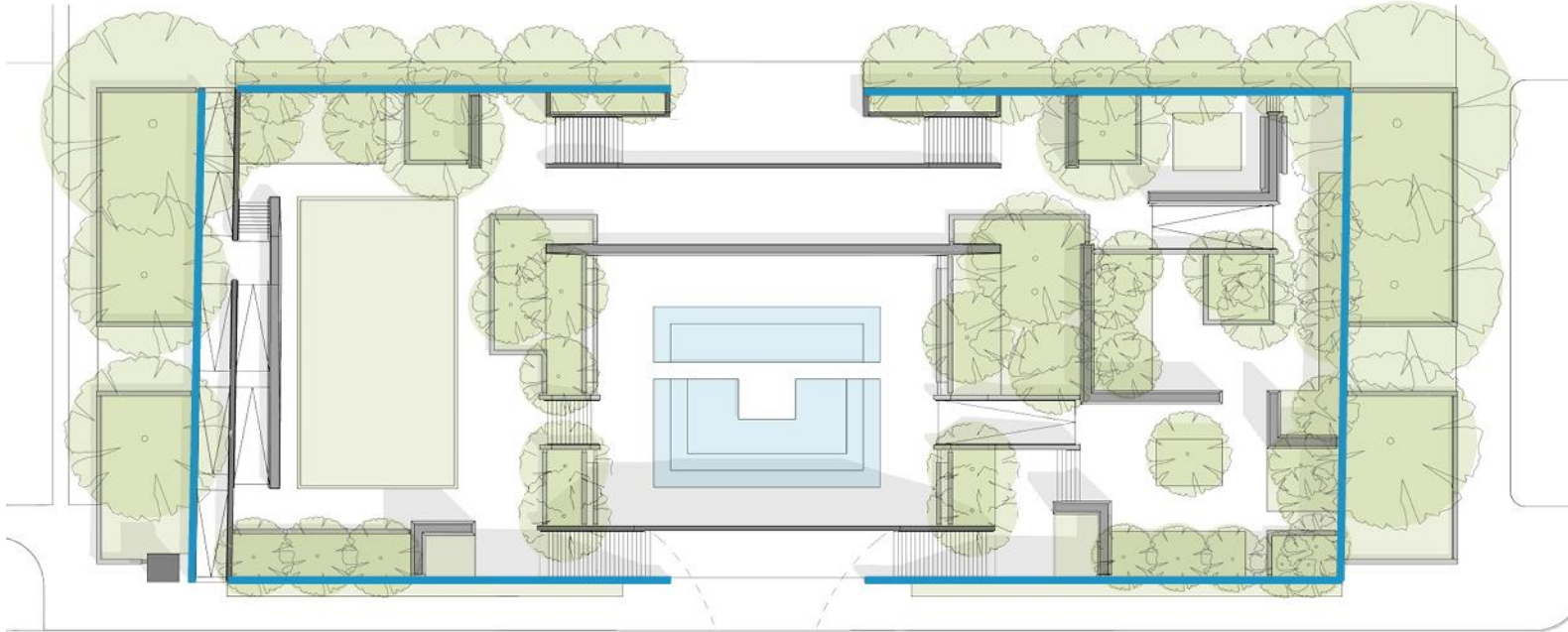
Proposed Site Plan



- Site plan will be featured at the beginning of the discussion of each action and the proposed effect determination.

Concept Design Overview

Wall Hierarchy



1 - Perimeter Concrete Walls

- Swenson Pink Aggregate
- matches 1974 concrete walls

2 - Secondary Concrete Walls

- Swenson Pink Aggregate
- matches 1974 concrete walls

3 - Stacked Stone Walls

- Swenson Pink Granite - 1974 granite quarry
- Brandywine Granite – local quarry with varied patinas

4 - Bench and Planters


- Swenson Pink Dimensional Stone – 1974 granite quarry
- Matches 1981 planter material



1+2 - Concrete Walls



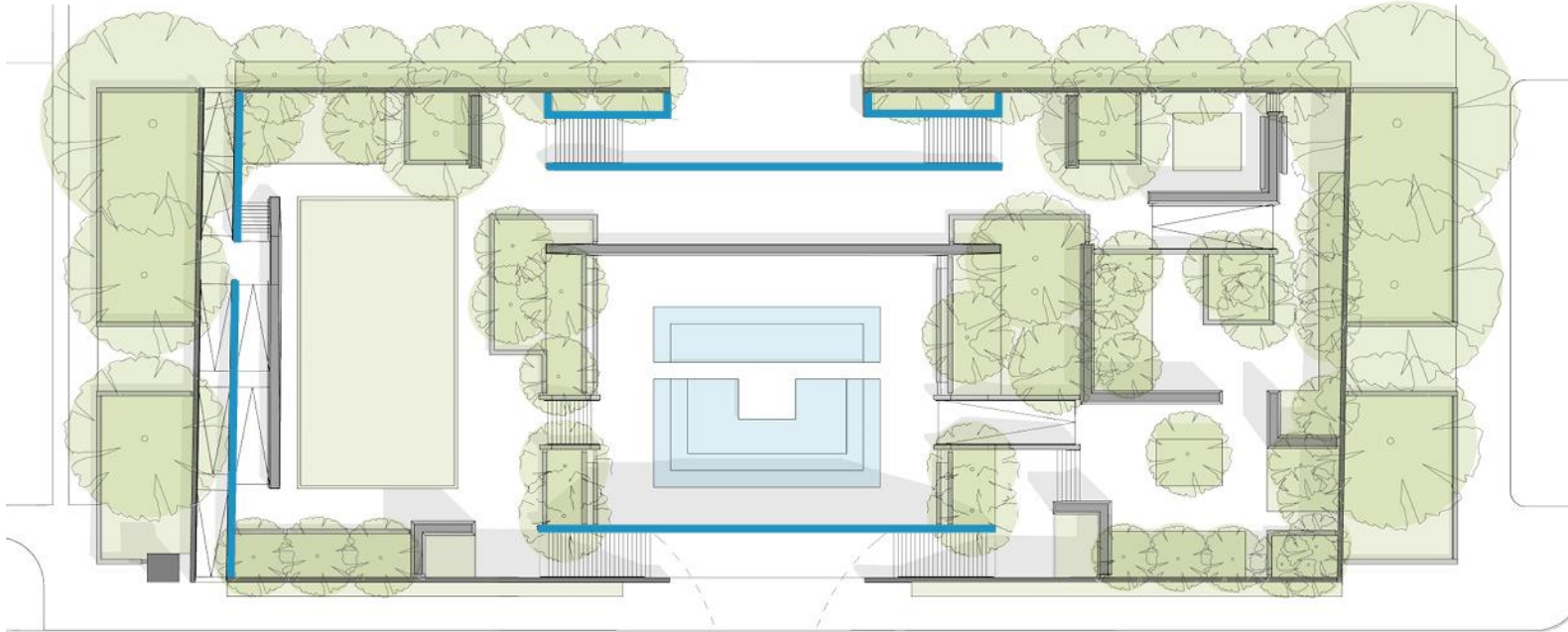
3 - Stacked Stone Walls



4 - Benches and Planters

Concept Design Overview

Wall Hierarchy




- 1 - Perimeter Concrete Walls**
 - Swenson Pink Aggregate
 - matches 1974 concrete walls
- 2 - Secondary Concrete Walls**
 - Swenson Pink Aggregate
 - matches 1974 concrete walls
- 3 - Stacked Stone Walls**
 - Swenson Pink Granite - 1974 granite quarry
 - Brandywine Granite – local quarry with varied patinas
- 4 - Bench and Planters**
 - Swenson Pink Dimensional Stone – 1974 granite quarry
 - Matches 1981 planter material



1+2 - Concrete Walls



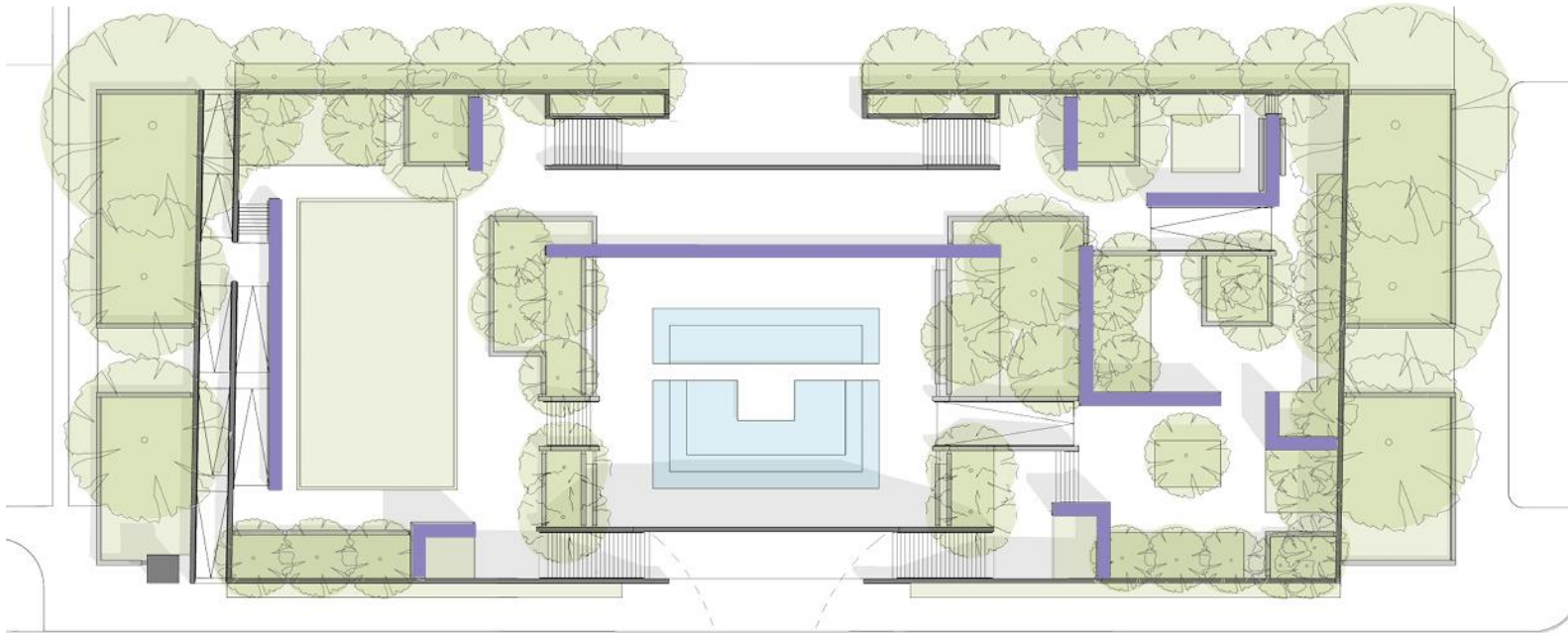
3 - Stacked Stone Walls



4 - Benches and Planters

Concept Design Overview

Wall Hierarchy



1 - Perimeter Concrete Walls

- Swenson Pink Aggregate
- matches 1974 concrete walls

2 - Secondary Concrete Walls

- Swenson Pink Aggregate
- matches 1974 concrete walls

3 - Stacked Stone Walls

- Swenson Pink Granite - 1974 granite quarry
- Brandywine Granite – local quarry with varied patinas

4 - Bench and Planters

- Swenson Pink Dimensional Stone – 1974 granite quarry
- Matches 1981 planter material



1+2 - Concrete Walls



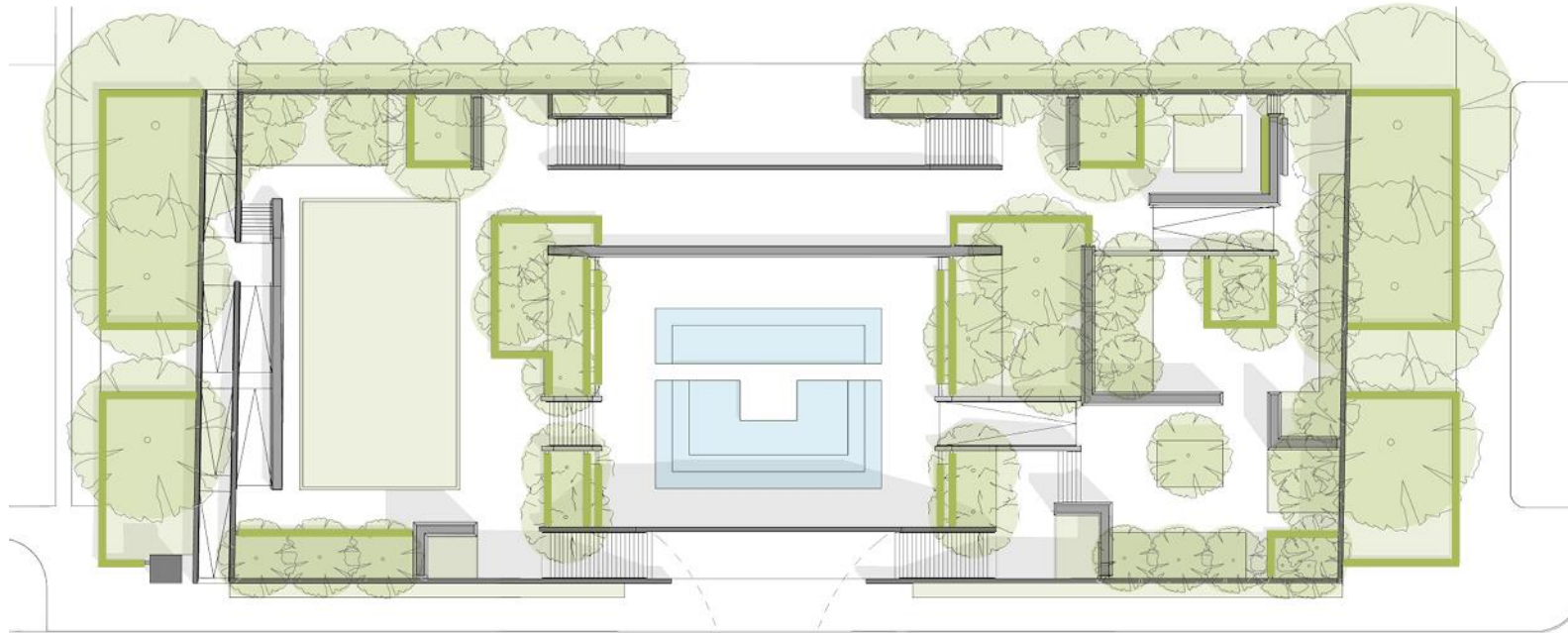
3 - Stacked Stone Walls




4 - Benches and Planters

Concept Design Overview

Wall Hierarchy




- 1 - Perimeter Concrete Walls**
 - Swenson Pink Aggregate
 - matches 1974 concrete walls
- 2 - Secondary Concrete Walls**
 - Swenson Pink Aggregate
 - matches 1974 concrete walls
- 3 - Stacked Stone Walls**
 - Swenson Pink Granite - 1974 granite quarry
 - Brandywine Granite – local quarry with varied patinas
- 4 - Bench and Planters**
 - Swenson Pink Dimensional Stone – 1974 granite quarry
 - Matches 1981 planter material



1+2 - Concrete Walls



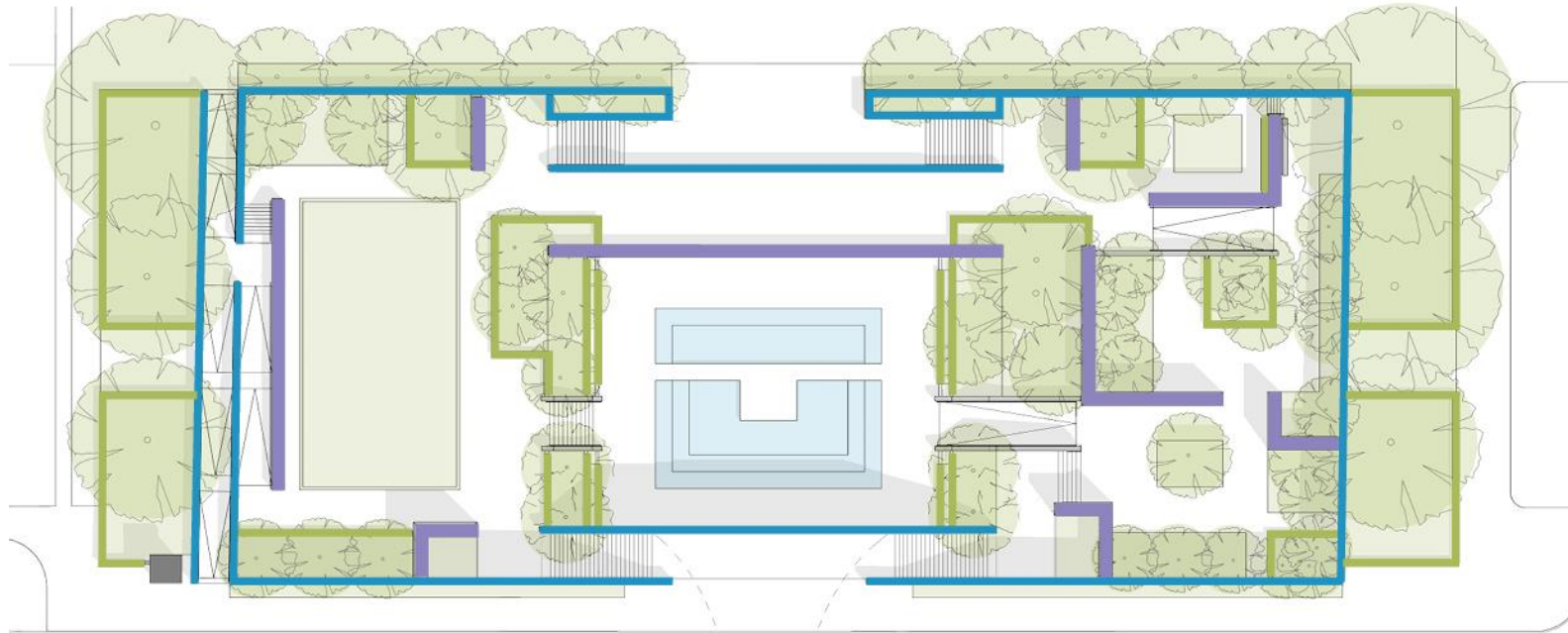
3 - Stacked Stone Walls



4 - Benches and Planters

Concept Design Overview

Wall Hierarchy



1 - Perimeter Concrete Walls

- Swenson Pink Aggregate
- matches 1974 concrete walls

2 - Secondary Concrete Walls

- Swenson Pink Aggregate
- matches 1974 concrete walls

3 - Stacked Stone Walls

- Swenson Pink Granite - 1974 granite quarry
- Brandywine Granite – local quarry with varied patinas

4 - Bench and Planters

- Swenson Pink Dimensional Stone – 1974 granite quarry
- Matches 1981 planter material



1+2 - Concrete Walls



3 - Stacked Stone Walls



4 - Benches and Planters

Assessment of Effects

Draft Assessment of Effects on Historic Resources

Hirshhorn Sculpture Garden Revitalization
Draft Assessment of Effects on Historic Resources

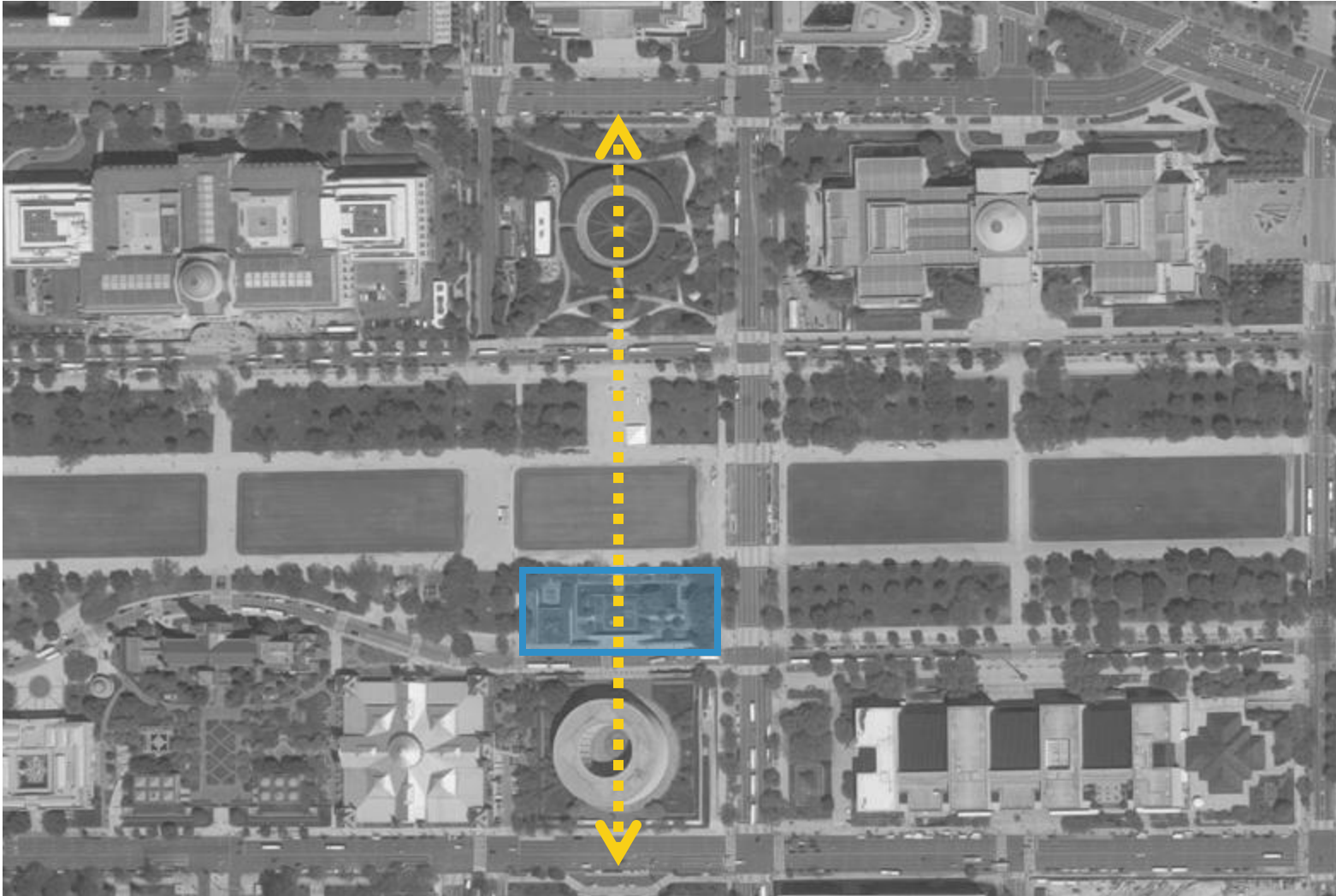
The following table provides an assessment of effects of each feature or action of the Hirshhorn Sculpture Garden Revitalization. An effect determination is proposed based on the criteria of adverse effect, with additional information or comments provided as applicable. Adverse effect determinations are noted in the following chart with .

Feature/Action	Proposed Effect Determination	Comments/Additional Information
Site Plan	Maintains 1974, 1981 plan with layout organized around the 8 th Street axis and reintroduces north/south stairs at the lowest level. No adverse effect	<ul style="list-style-type: none"> - Re-establishes the north-south axial organization of the 1974 design. - Maintains the spatial complexity of the 1981 design with expanded garden rooms, walls, and plantings.
Setting for Display of Sculpture	Program and use consistent. Sculpture Garden continues to function and fulfill its mission as a setting for sculpture. No adverse effect.	<ul style="list-style-type: none"> - Setting for sculpture is a character defining feature and retains high integrity. - Project goals include showing the historically significant sculpture collection to strongest effect, while providing flexible open space to support programming and contemporary art.
Recessed Grade Below the National Mall	Sculpture Garden maintains a recessed elevation below the National Mall, with terraced topography. Proposed changes include 10'8" grade change at the southwest corner, and approximately 2'4" grade change on the east side. No adverse effect.	<ul style="list-style-type: none"> - Recessed topography is a character defining feature and retains high integrity. - No impacts to contributing views identified in the amended National Mall Historic District. - Lowering the grade at the southwest corner after the burr oak tree died increases programmable space. - Lowering the grade at the east side improves spatial organization and display of the modern collection.
Concrete Walls - Perimeter	Walls will be replaced in-kind, with minor height increase to meet code requirements. Height increase varies between 6 and 12 inches due to grade changes. Walls proposed to enclose the southwest corner currently open to Jefferson Drive. No adverse effect.	<ul style="list-style-type: none"> - Concrete perimeter walls are a character defining feature and retain high integrity. - Replacement in-kind is required due to irreparable alkali silica reaction inherent in the concrete mixture. - Aesthetic appearance of aggregate concrete poured-in-place walls will be maintained, using the historic Swenson Pink (Millennium) granite as the basis of design. - Strong perimeter of aggregate concrete walls will be maintained. Minor alterations at the northwest and southwest corners of the perimeter walls to provide universal accessibility.

Hirshhorn Sculpture Garden Revitalization
Draft Assessment of Effects on Historic Resources

Feature/Action	Proposed Effect Determination	Comments/Additional Information
Concrete Walls – Inner Partition	Wall will be re-built in the same location in stacked stone. The wall will be lowered by approximately 18" to a total height of 8'3". Adverse effect.	<ul style="list-style-type: none"> - The concrete inner partition wall is a character defining feature. - Adverse effect on the National Mall Historic District minimized with limited visibility from the Sculpture Garden's north overlook, and from the Mall paths. - Partition wall lowered to improve interior views and vistas, and limit visibility from the National Mall of the material change. Aggregate concrete walls will be the first material visible from the exterior of the Garden. - Wall constructed in an arranged composition of Swenson Pink and other complementary toned granite. - Adverse effect on the Hirshhorn is minimized by maintaining the width of the wall, reconstructing the wall in the same location to continue to articulate the lower and upper portions of the Garden, and use of Swenson Pink granite.
Stacked Stone Walls	Height of new walls will be recessed below the concrete walls and detailed with a reveal/recess adjacent to the aggregate concrete walls. No adverse effect.	<ul style="list-style-type: none"> - Differentiating the new walls, with a complementary granite material and color palette, is consistent with the <i>Secretary of the Interior's Standards</i>. - National Mall Historic District features varied architectural styles and material palette including precedents for granite site walls.
Reflecting Pool	Historic pool dimensions integrated into an enlarged water feature, remains central within the Garden. Adverse effect.	<ul style="list-style-type: none"> - Reflecting pool east/west dimension aligned with the original width of the north stairs at 60 feet. - Reflecting pool is a character defining feature and retains high integrity. - Adverse effect is minimized by retaining a dimensional memory of the pool within the enlarged water feature.
South Stairs	Granite stairs reconstructed after structural work and aggregate concrete replaced in-kind. Height of reconstructed balustrade increased to meet code requirements. No adverse effect.	<ul style="list-style-type: none"> - Lateral south stairs are a character defining feature and retain high integrity. - No change is proposed to stair composition. - Minimal design changes to balustrade height to meet code requirements.

Site Plan

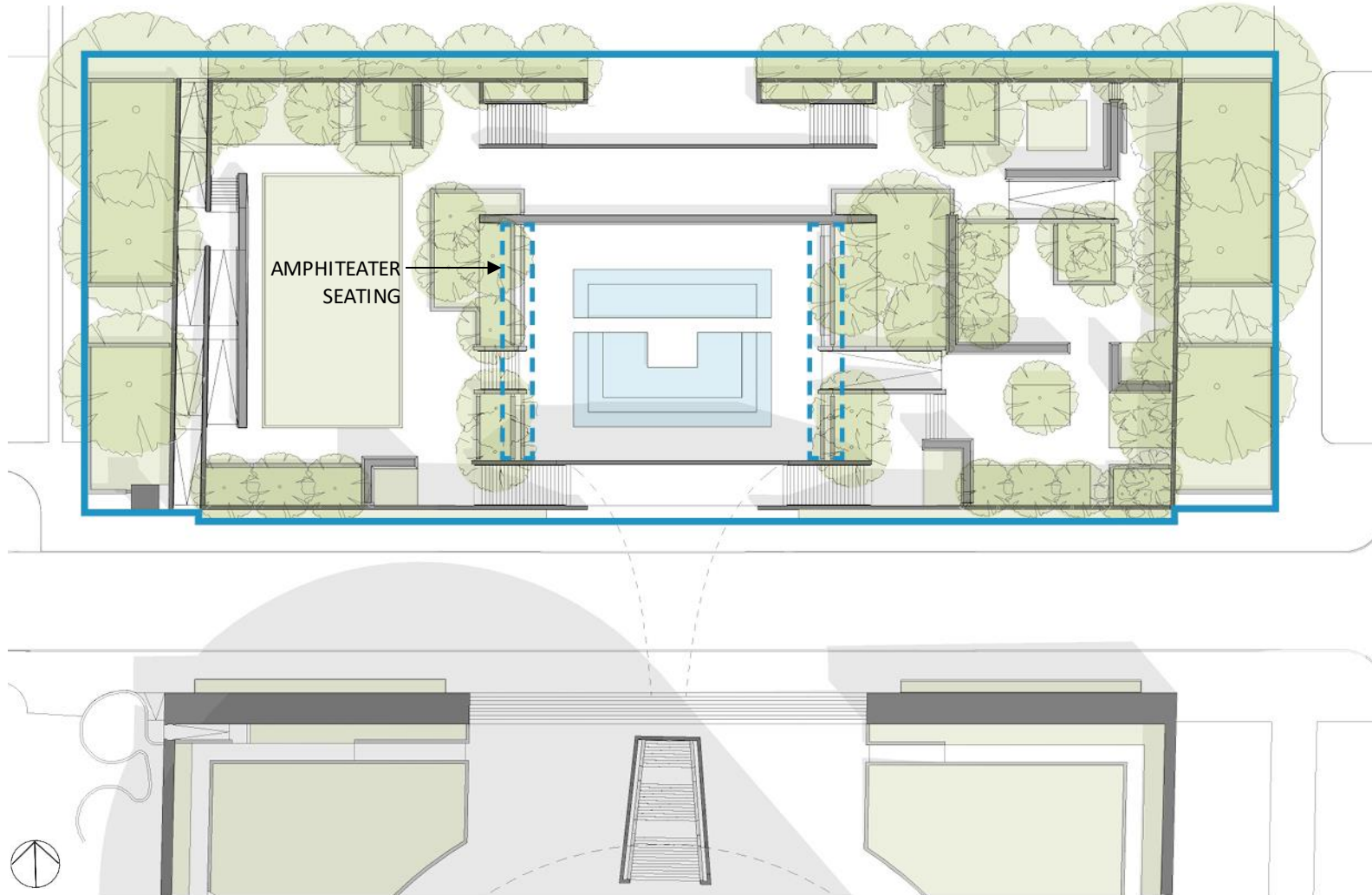


No Adverse Effect

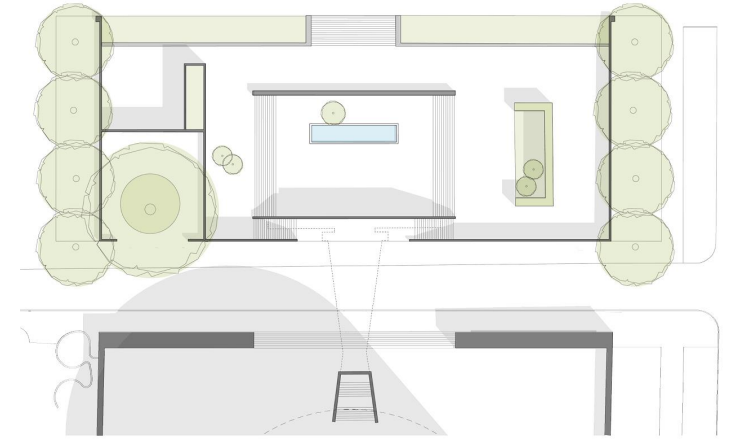
- Maintains 1974,1981 plan with layout organized around central 8th Street axis
- Re-establishes axial organization of 1974 design
- Re-introduces amphitheater stairs/seating to the lowest level
- Maintains spatial complexity of 1981 design

Site Plan

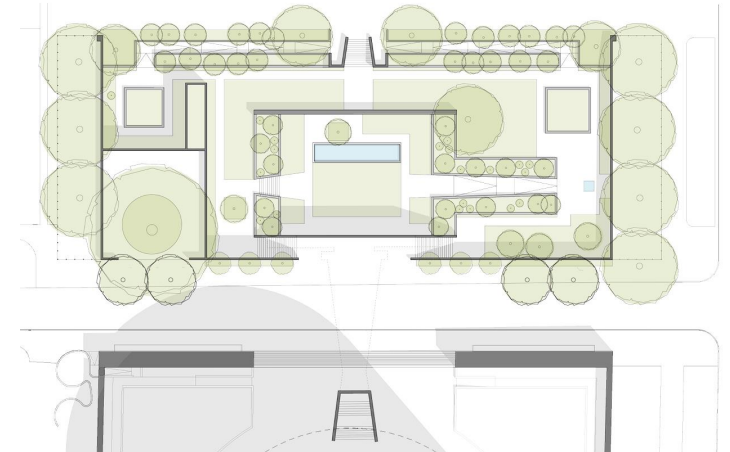
Proposed Site Plan



No Adverse Effect



1974 Plan



1981 Plan

Setting for Display of Sculpture



No Adverse Effect

- Character defining feature
- Retains high integrity
- Program and use consistent
- Meets project goals of showing the sculpture collection to its strongest effect and providing flexible space for programming and contemporary art

Setting for Display of Sculpture

East Garden Galleries

No Adverse Effect

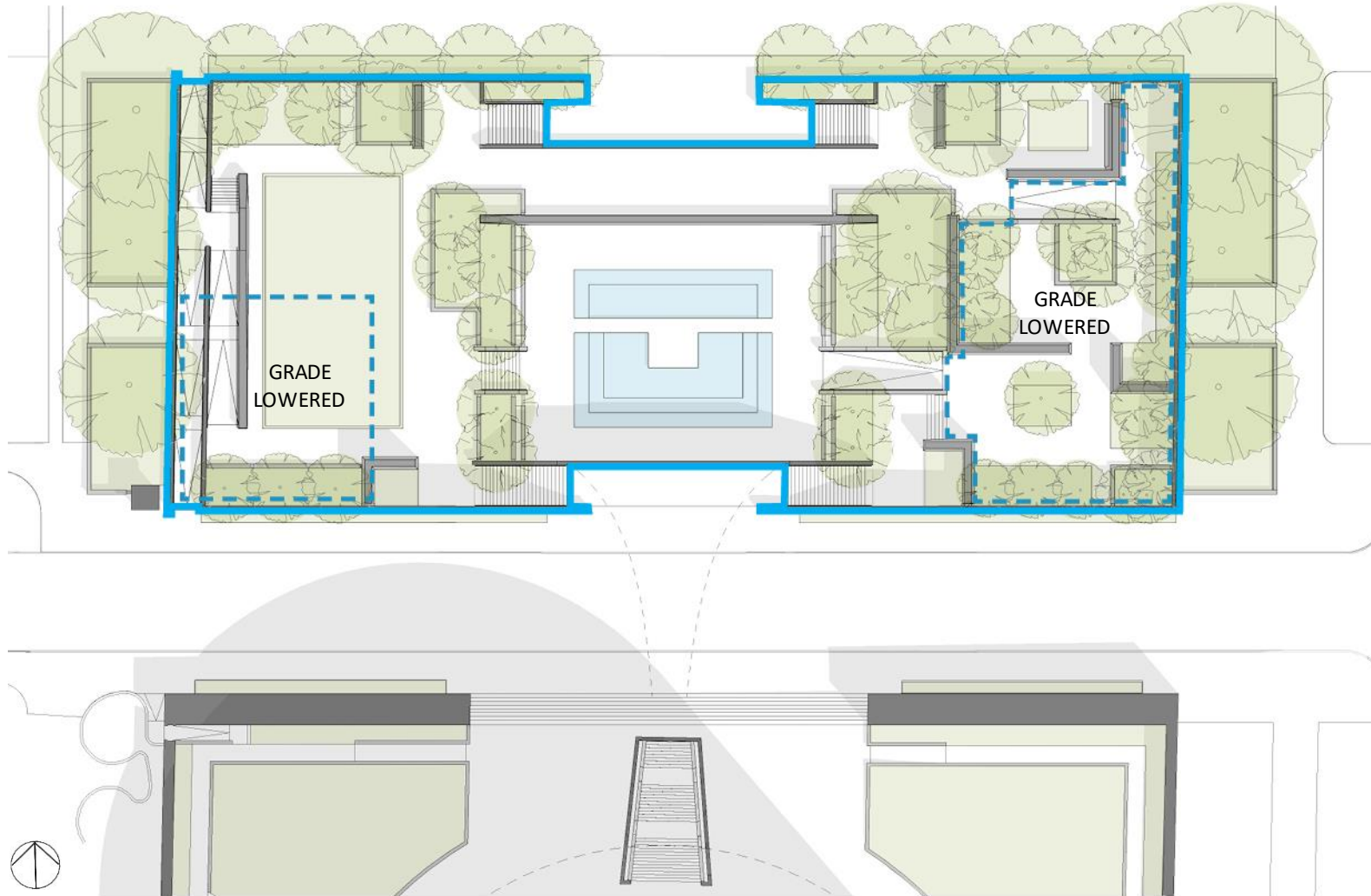


Existing



Proposed

Recessed Grade Below the National Mall




No Adverse Effect

- Character defining feature
- Retains high integrity
- Maintains recessed elevation below the National Mall with terraced topography
- Grade lowered at SW corner to increase programmable space
- Grade lowered at intermediate ramps on east side to improve spatial organization and sculpture display
- No impacts to National Mall Historic District contributing views

Recessed Grade Below the National Mall

Site Sections

No Adverse Effect



Proposed East-West Section



Proposed North Elevation


Recessed Grade Below the National Mall

Southwest Corner

No Adverse Effect

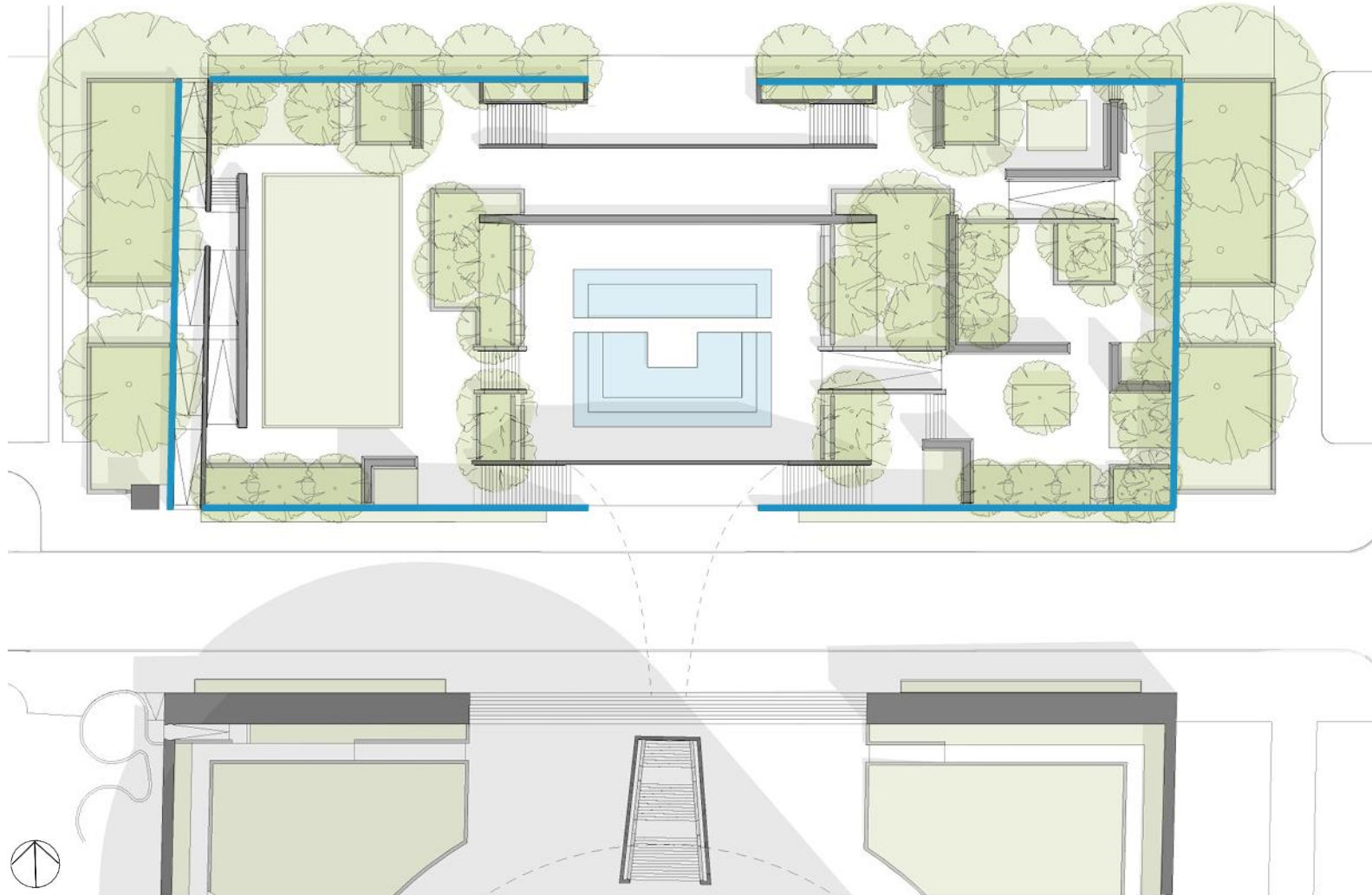


Existing



Proposed

Concrete Walls - Perimeter



No Adverse Effect

- Character defining feature
- Retains high integrity
- Replacement in-kind required due to irreparable conditions
- Aesthetic appearance of walls maintained
- Minor height increases to meet code requirements
- Minor alterations at NW and SW corner to provide accessibility
- Maintains perimeter enclosure

Concrete Walls - Perimeter

Existing Conditions

No Adverse Effect



1974 Wall



1981 Wall

Concrete Walls - Perimeter

Existing Conditions




FEMA Flood Hazard Map

No Adverse Effect



0.2% Annual Chance Flood Hazard, Areas of 1% annual chance flood with average depth less than one foot or with drainage areas of less than one square mile Zone X




Existing North Perimeter Wall

Concrete Walls - Perimeter

Proposed Materials and Details

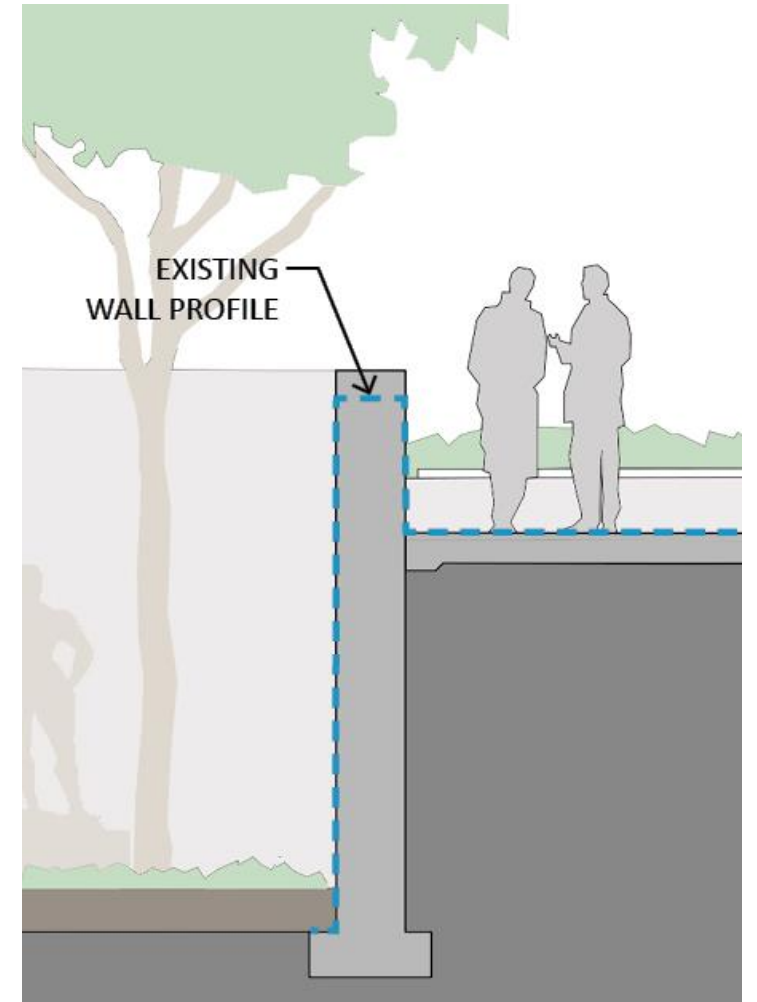


Swenson Pink Aggregate



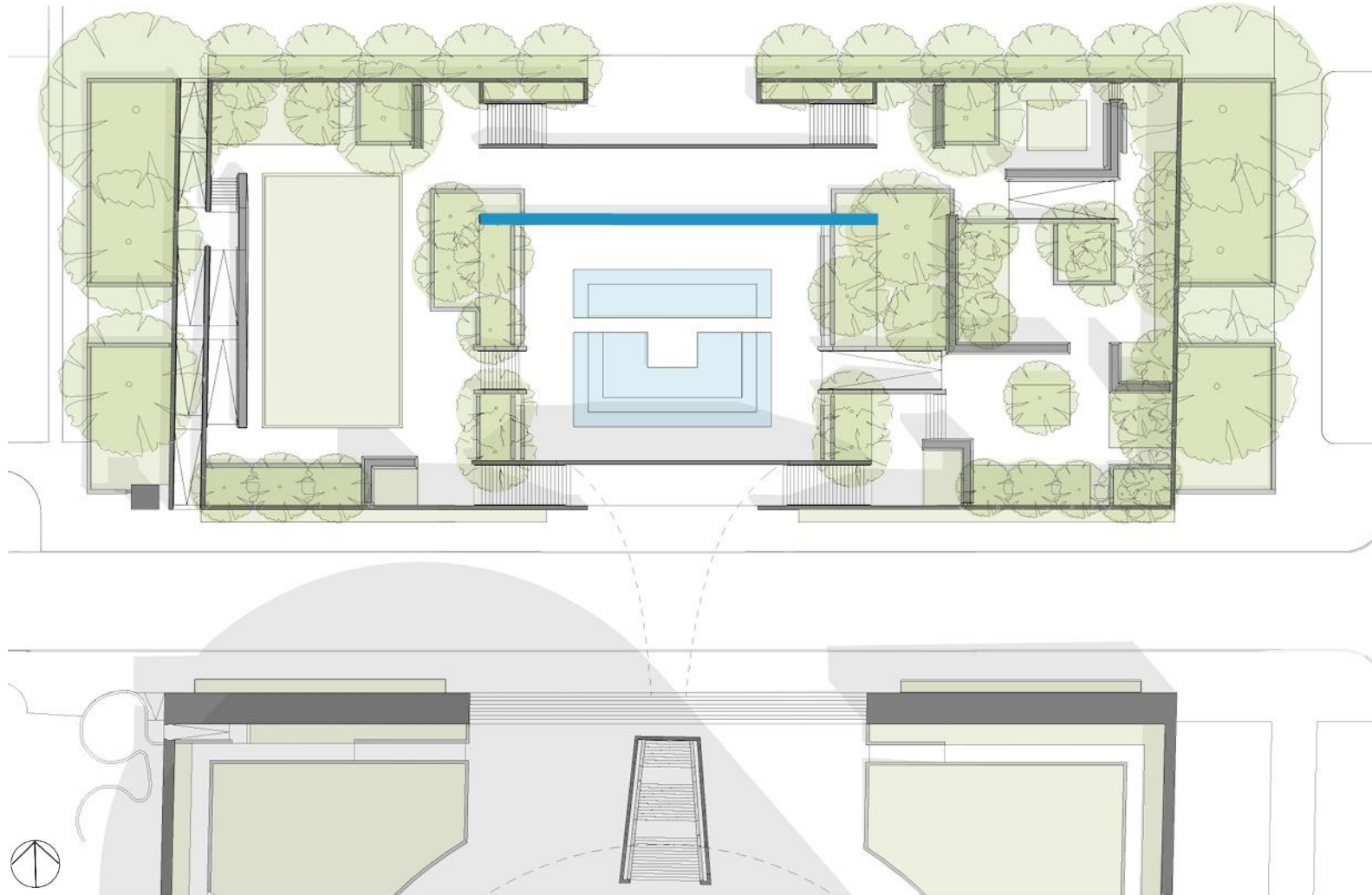
Swenson Pink Sample

No Adverse Effect



Perimeter Wall Section

Concrete Walls – Partition Wall



Adverse Effect

- Character defining feature
- Retains high integrity
- Rebuilt in the historic location in stacked granite stone including Swenson Pink
- Height lowered to improve views within Garden
- Visible from the north overlook
- Non-visible from the National Mall

Concrete Walls – Partition Wall

View from the National Mall

Adverse Effect



Existing



Proposed

- Rebuilding the central garden gallery wall (partition wall) with stacked stone does not impact views from the National Mall.
- Relationship of the Sculpture Garden to the Plaza and Museum beyond is preserved with the consistent use of aggregate concrete perimeter walls as the first visible feature and material.

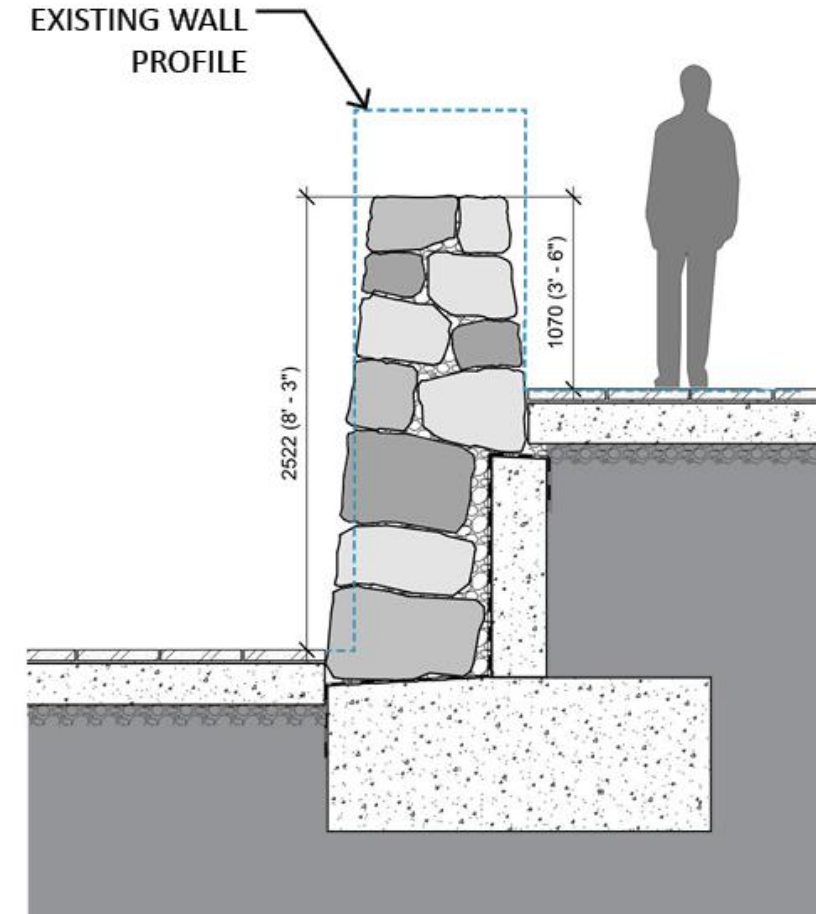
Concrete Walls – Partition Wall

Proposed Materials and Details



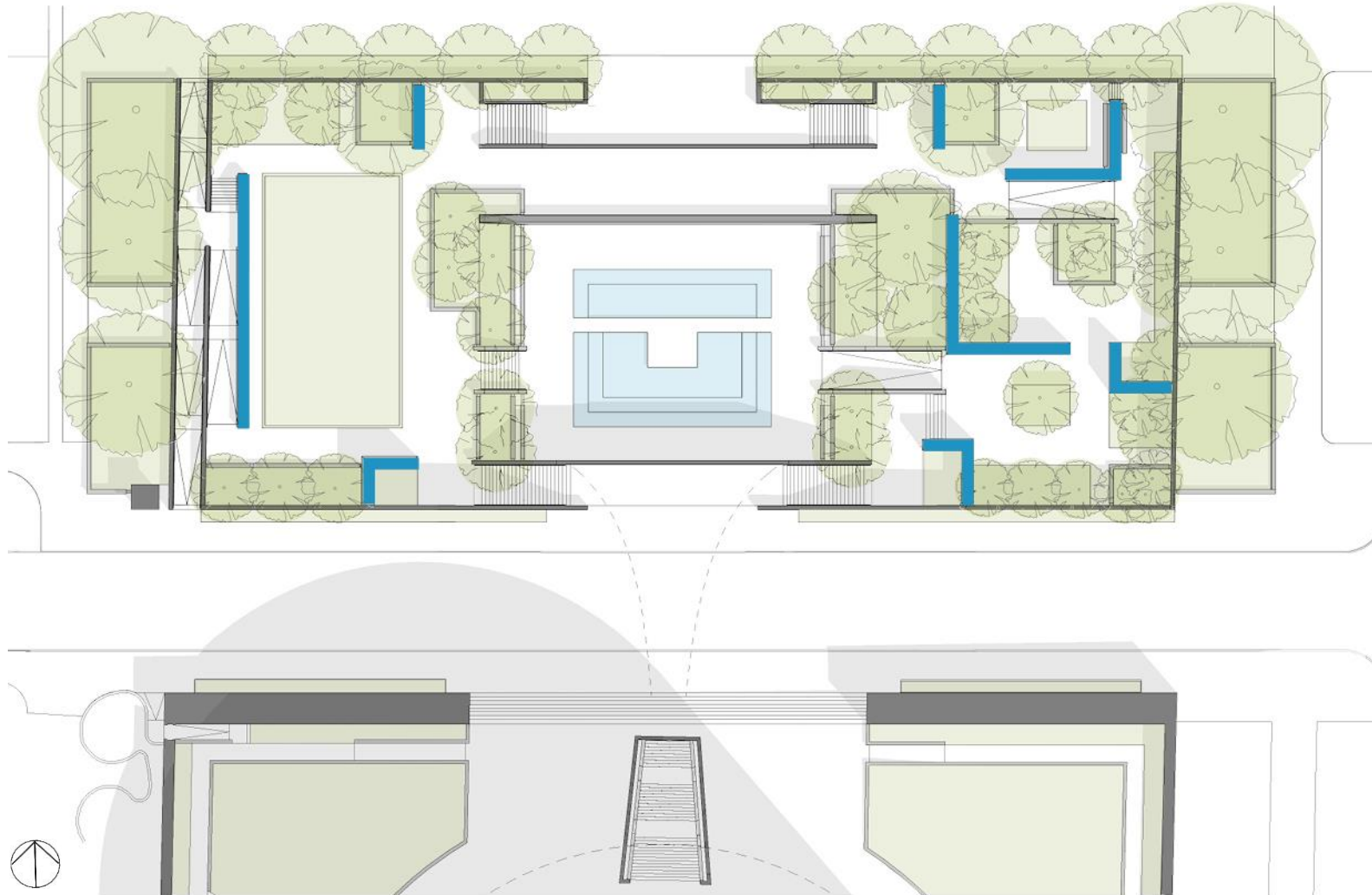
Swenson Pink Granite (Millennium Quarry, Wells, ME)

Adverse Effect



Proposed Section

Stacked Stone Walls



No Adverse Effect

- New walls recessed below concrete perimeter walls
- Detailed to meet concrete perimeter walls with a reveal
- Built of complementary granite material and color palette
- National Mall Historic District features precedents for granite site walls

Stacked Stone Walls

National Mall Precedents




Constitution Gardens



US Botanic Garden, Bartholdi Park

No Adverse Effect




Washington Monument Grounds

Stacked Stone Walls

Curatorial Precedents



Joseph Hirshhorn and Henry Moore



Henry Moore Presentation



Henry Moore Presentation

Stacked stone walls have long been used as a backdrop for the presentation of art. Joseph Hirshhorn's own Round Hill Estate in Connecticut featured stacked stone walls. More recently in 2018, the Fondation Leclerc in Landerneau, France displayed works by Henry Moore in front of a variety of stone wall types.

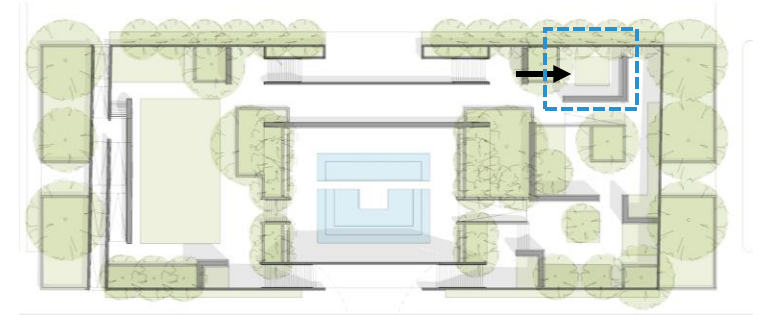
Stacked Stone Walls

East Garden Galleries



The Burghers of Calais, Auguste Rodin

No Adverse Effect



Stacked Stone Gallery Wall


Stacked Stone Walls

Proposed Materials



September 2019 Mock-Up


MOCK-UP GRANITE
FROM JAPAN



BRANDYWINE
GRANITE

Granite Comparison

No Adverse Effect



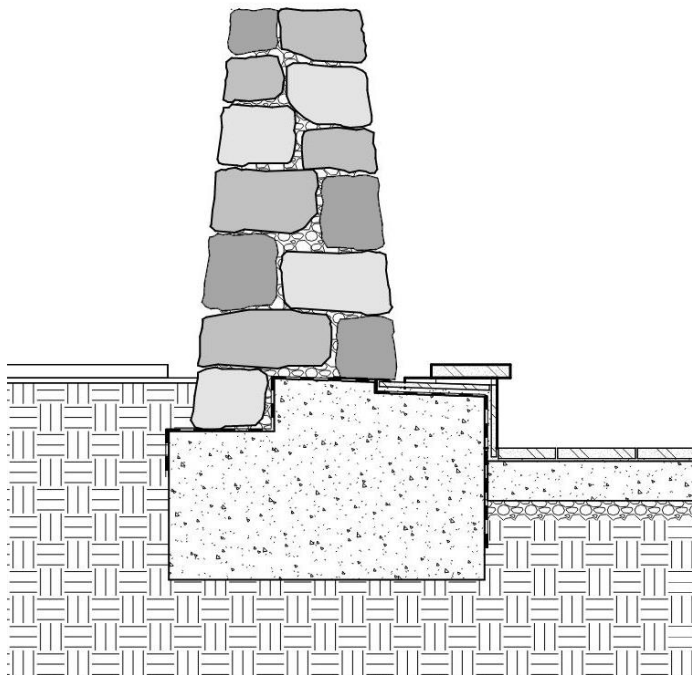
Brandywine, PA Granite

- Constructing a third mock-up later in 2020 with proposed granite, incorporating a planter, bench, and placed perpendicular to the aggregate concrete perimeter to reflect the proposed design.


Stacked Stone Walls

Proposed Details

No Adverse Effect



Detail at Bench



Detail at Perimeter Wall

Questions and Comments

- **Moderator**, Jay Kaveeshwar, Deputy Director, HMSG
- **Q&A Panelists**
 - Melissa Chiu, Director, HMSG
 - Anne Reeve, Associate Curator, HMSG
 - Sharon Park, FAIA, Assoc. Director of Historic Preservation, Smithsonian Facilities
 - Carly Bond, Historic Preservation Specialist, Smithsonian Facilities
 - Bill Donnelly, Landscape Architect, Smithsonian Gardens
 - Alyson Steele, FAIA, Principal and Architect, Quinn Evans Architects
 - Faye Harwell, FASLA, Director and Landscape Architect, Rhodeside & Harwell



JAY



MELISSA



ANNE



SHARON



CARLY



BILL

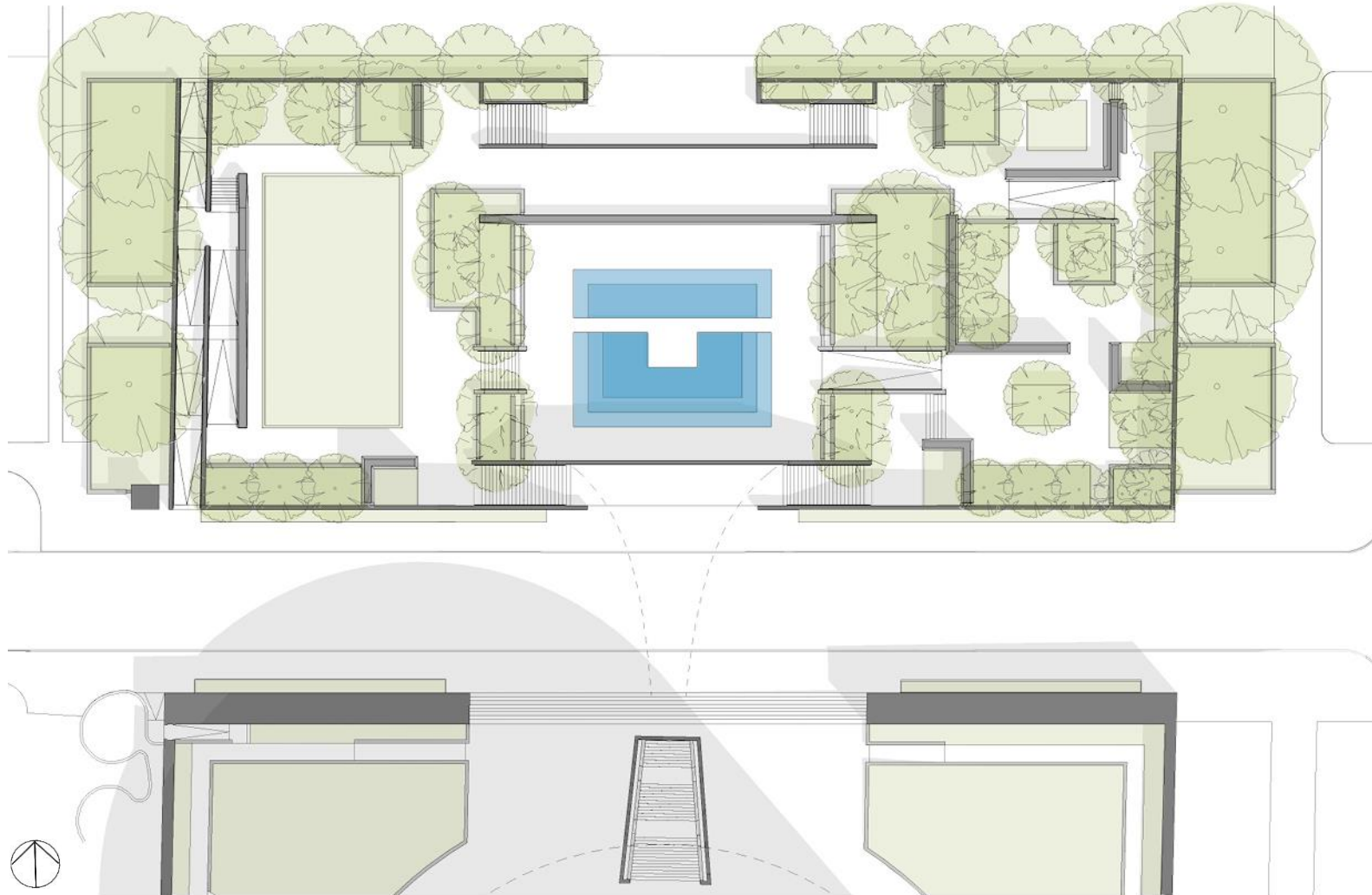


ALYSON



FAYE

Reflecting Pool

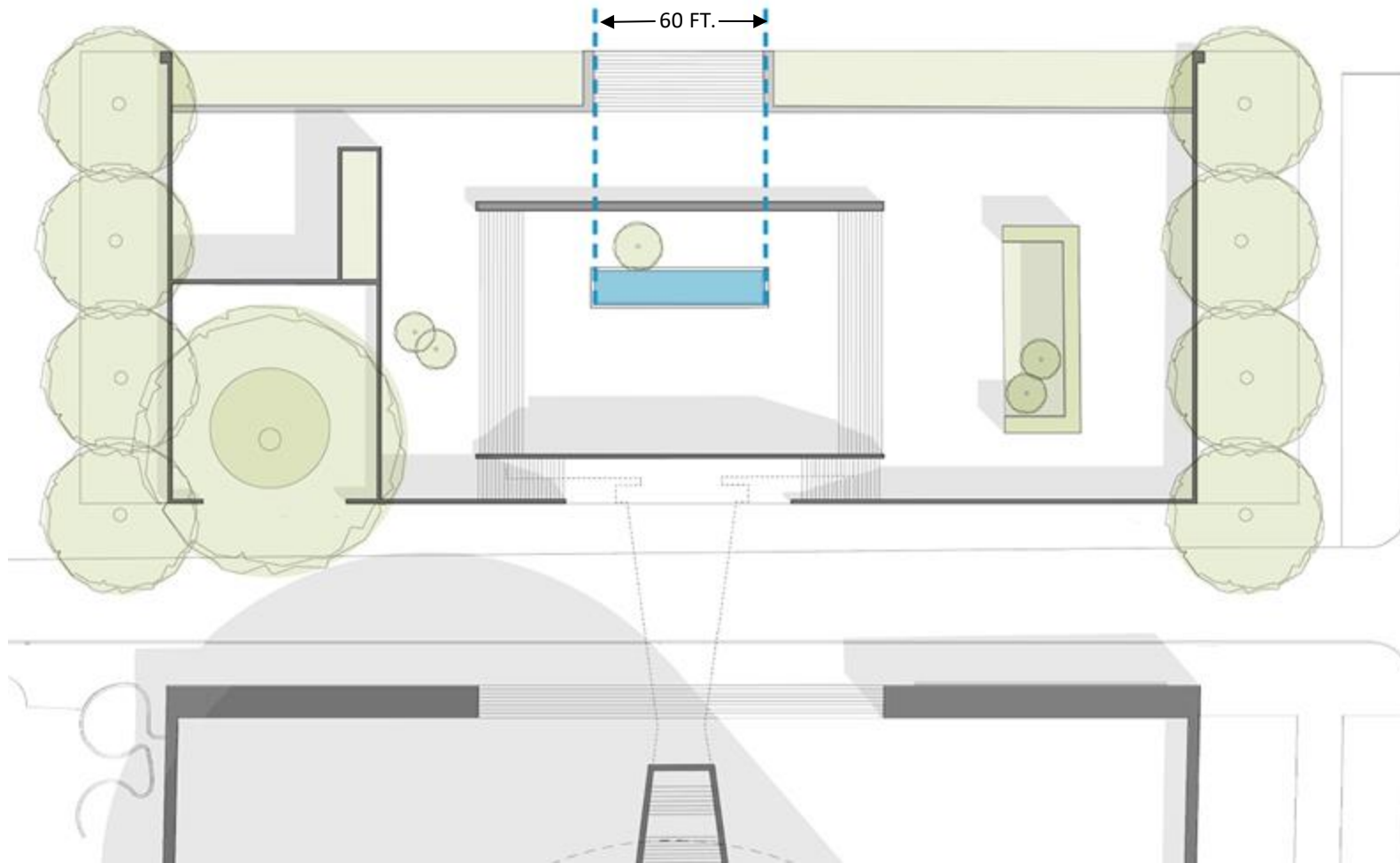


Adverse Effect

- Character defining feature
- Retains high integrity
- 1974 pool dimensions integrated into enlarged reflecting pool
- 1974 pool heated to allow year-round water presence
- Relationship to north entrance re-established

Reflecting Pool

Historic Pool



1974 Plan

Adverse Effect



Existing Conditions


Reflecting Pool

View from Central Garden

Adverse Effect



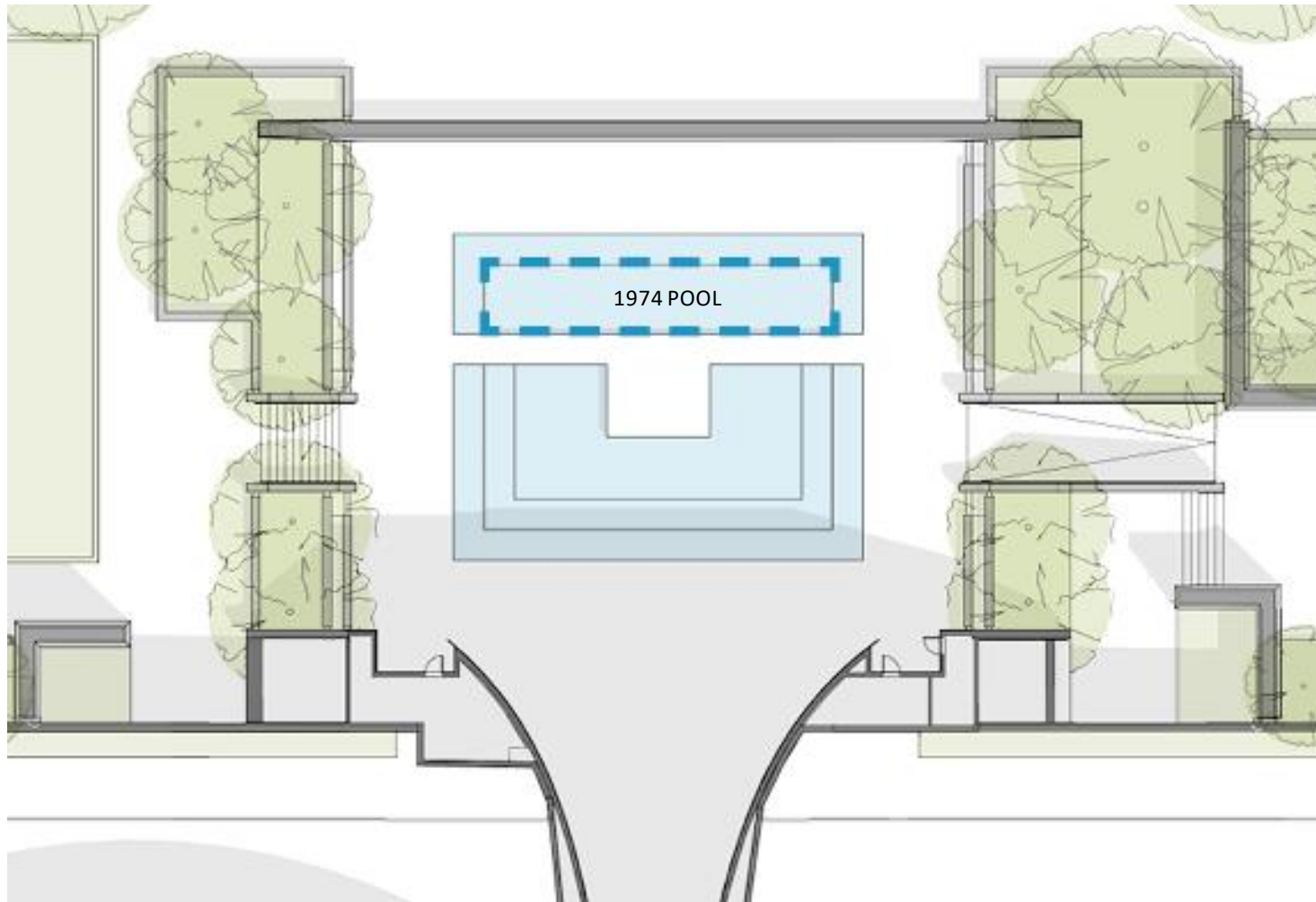
Existing



Proposed

Reflecting Pool

Proposed



Proposed Plan

Adverse Effect

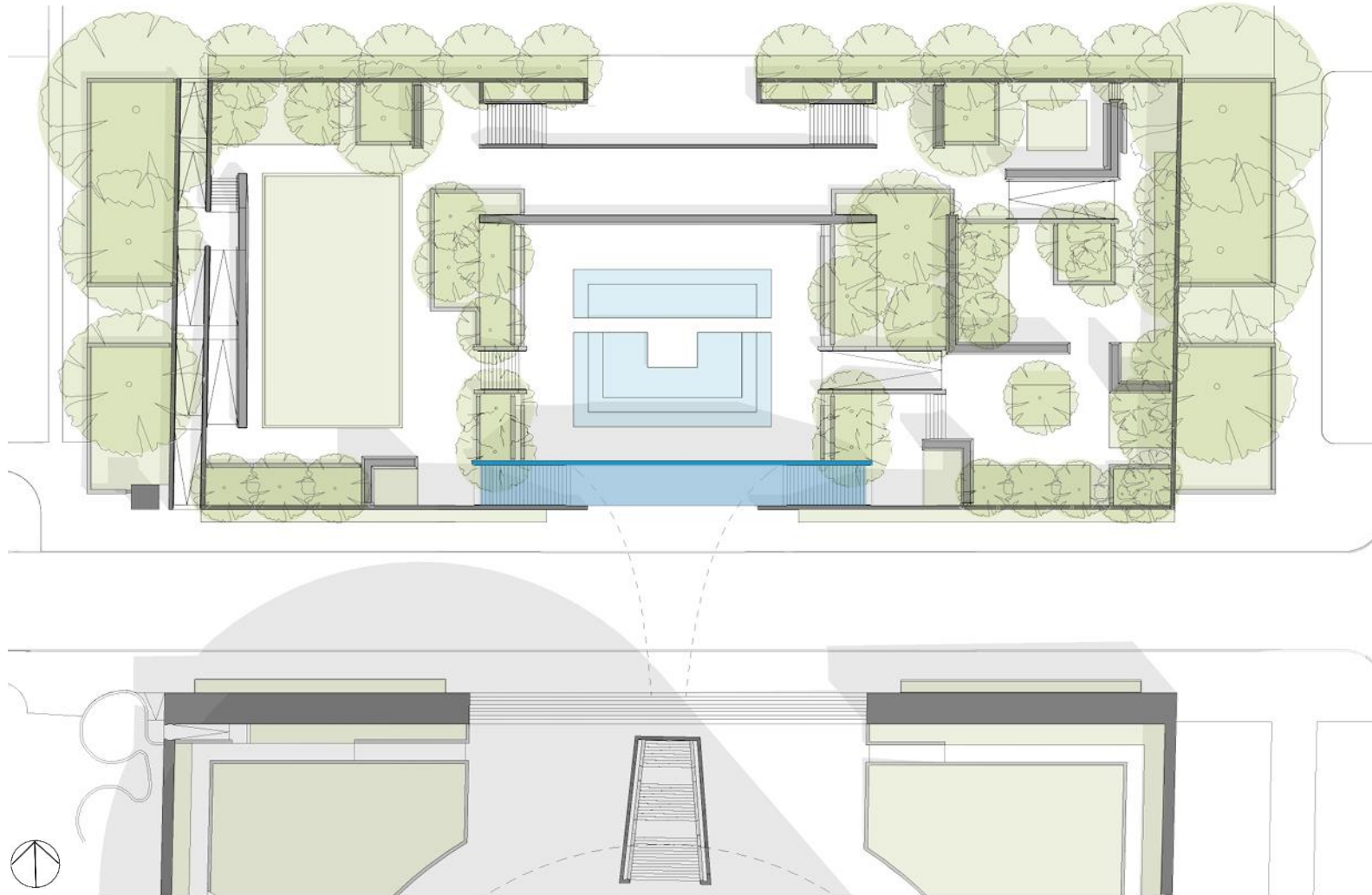


Pool Filled in Summer



1974 Pool Heated in Winter

South Stairs

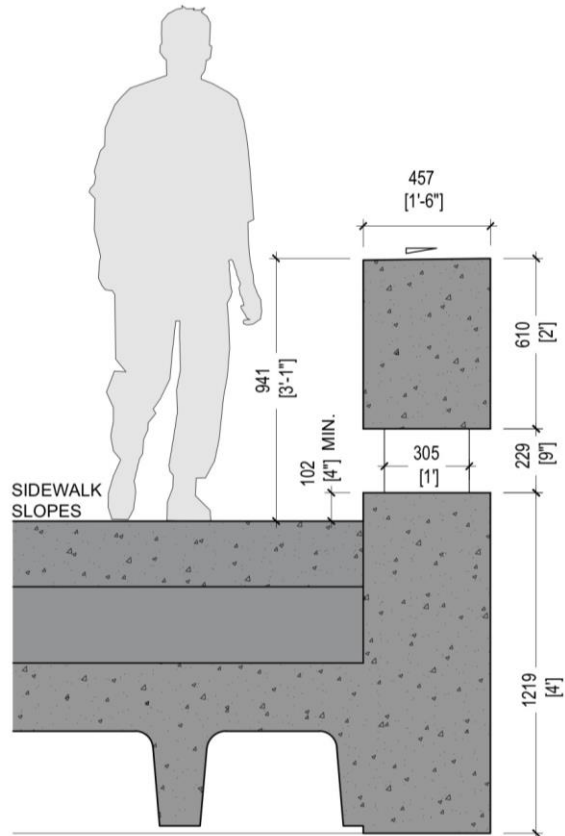


No Adverse Effect

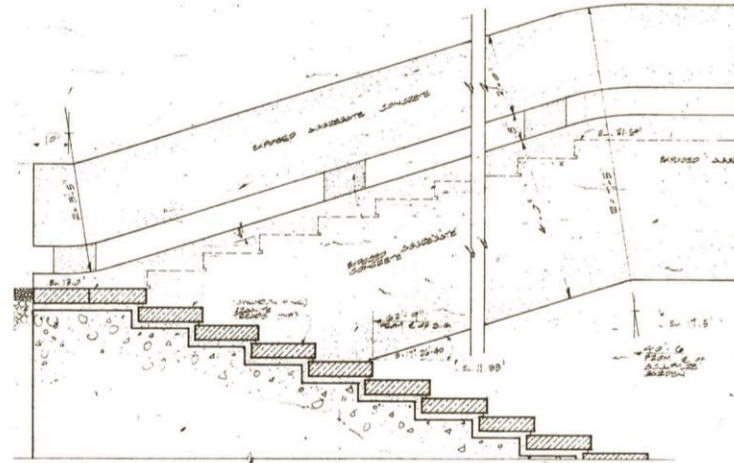
- Character defining feature
- Retains high integrity
- Granite stairs reconstructed
- Aggregate concrete replaced in-kind
- No change to stair composition
- Balustrade height increased to meet code requirements

South Stairs

Existing Conditions



Existing Section



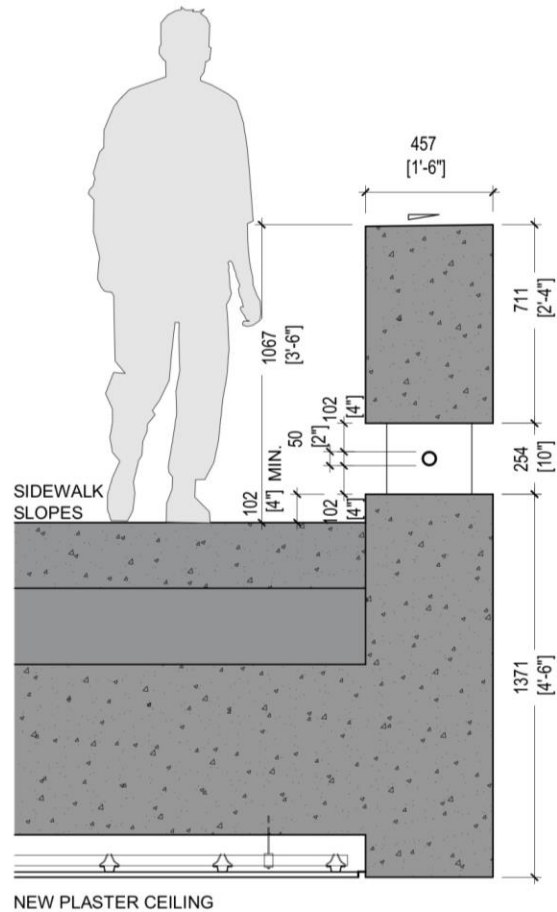
West Balustrade

No Adverse Effect


- Existing balustrade does not meet 42" height code requirement
- Existing gap between curb and balustrade exceeds code maximum of 4"

South Stairs

Balustrade Alternative A



Proposed Section



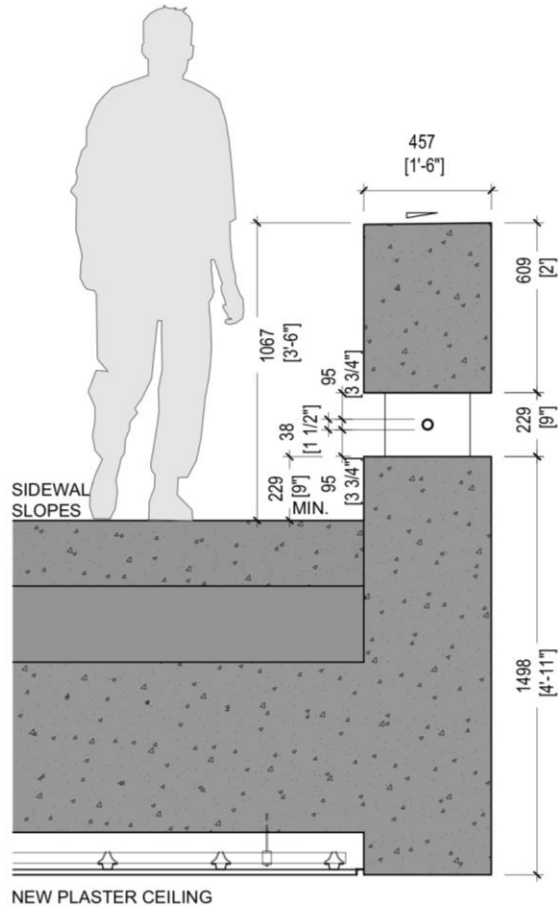
Proposed Elevation

No Adverse Effect


- Increase vertical dimension of top concrete balustrade from 24" to 28"
- Increase open gap from 9" to 10"
- Introduce horizontal bronze metal tube in open gap with a diameter of 2"

South Stairs

Balustrade Alternative B - Preferred



Proposed Section

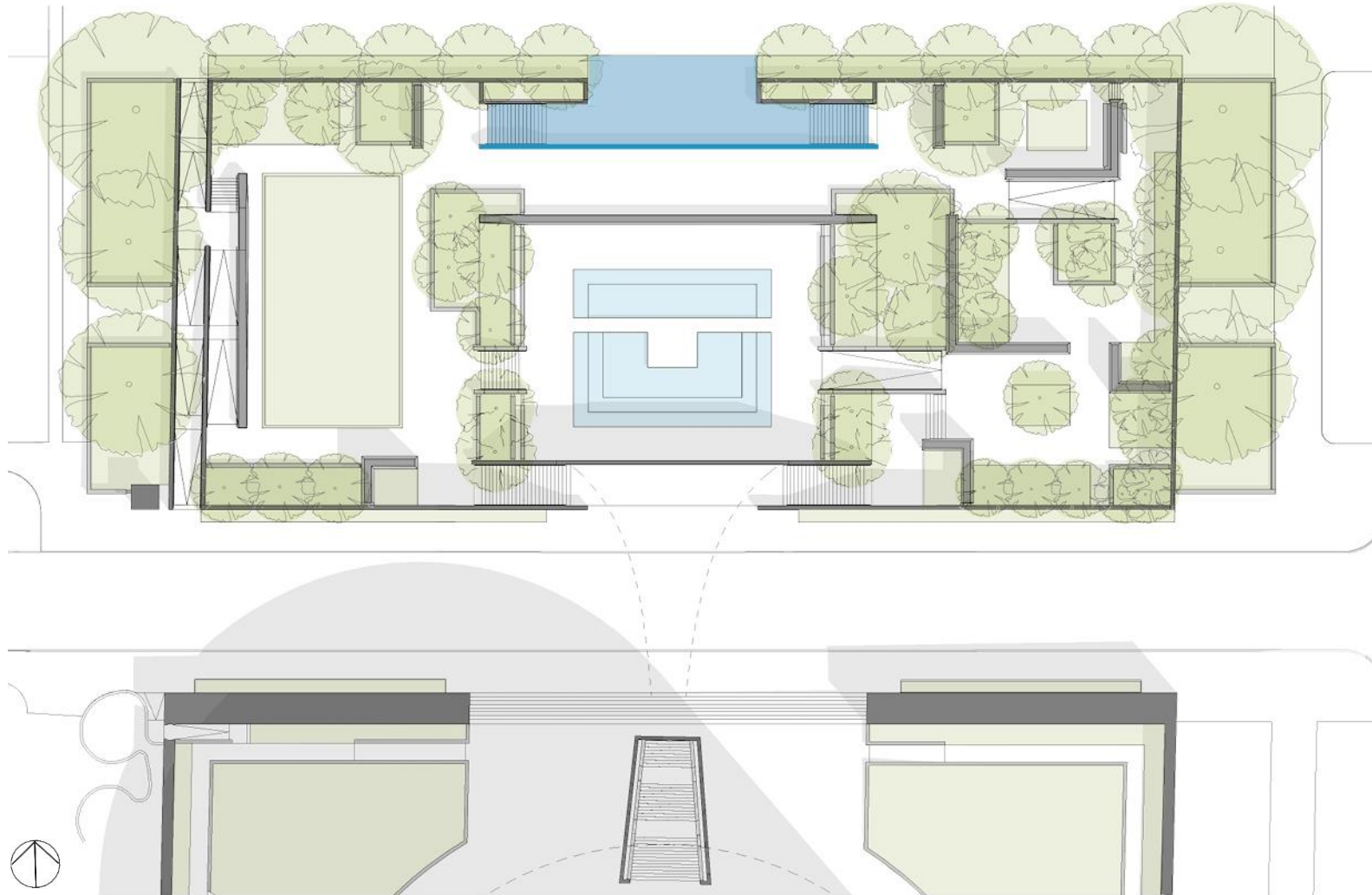


Proposed Elevation

No Adverse Effect

- Shift entire balustrade up by increasing bottom curb from 4" to 9"
- Top guardrail portion and open gap are **not** changed dimensionally
- Introduce horizontal bronze metal tube in open gap with a diameter of 1-1/2"

North Stair and North Lateral Ramps



Adverse Effect

- Character defining features
- Retains high integrity
- Existing north stair and ramps removed
- Overlook and lateral stairs introduced
- Use of historic salvaged Swenson Pink stair treads
- Reintroduces wide north entry from 1974 plan
- Similar overlook and lateral arrangement to Collins 1977 unrealized plan
- Aggregate concrete walls first material visible from the National Mall

North Stair and North Lateral Ramps

Existing Conditions



Existing North Stair

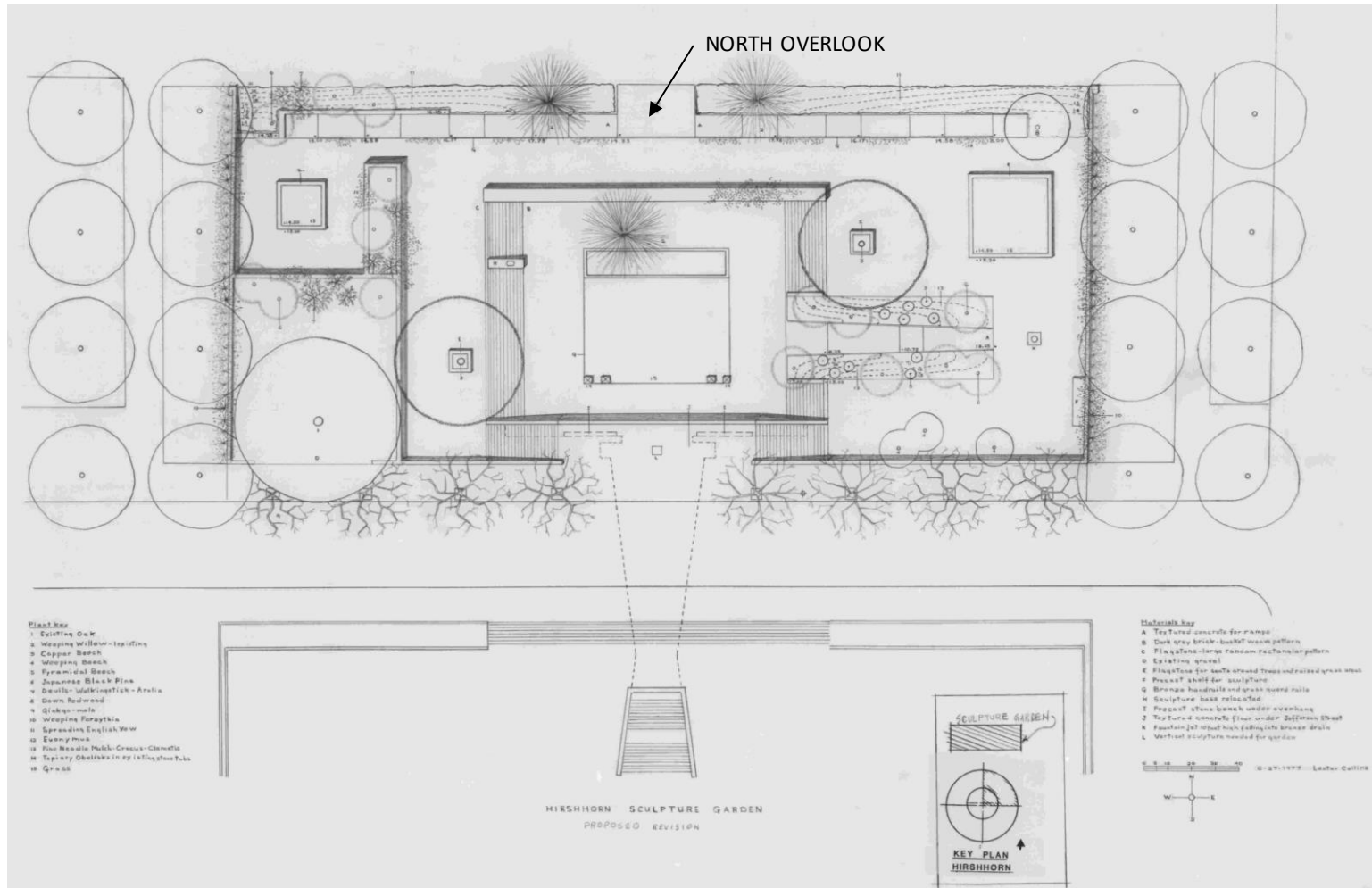
Adverse Effect



Existing West Ramp

North Stair and North Lateral Ramps

Historic and Existing Conditions



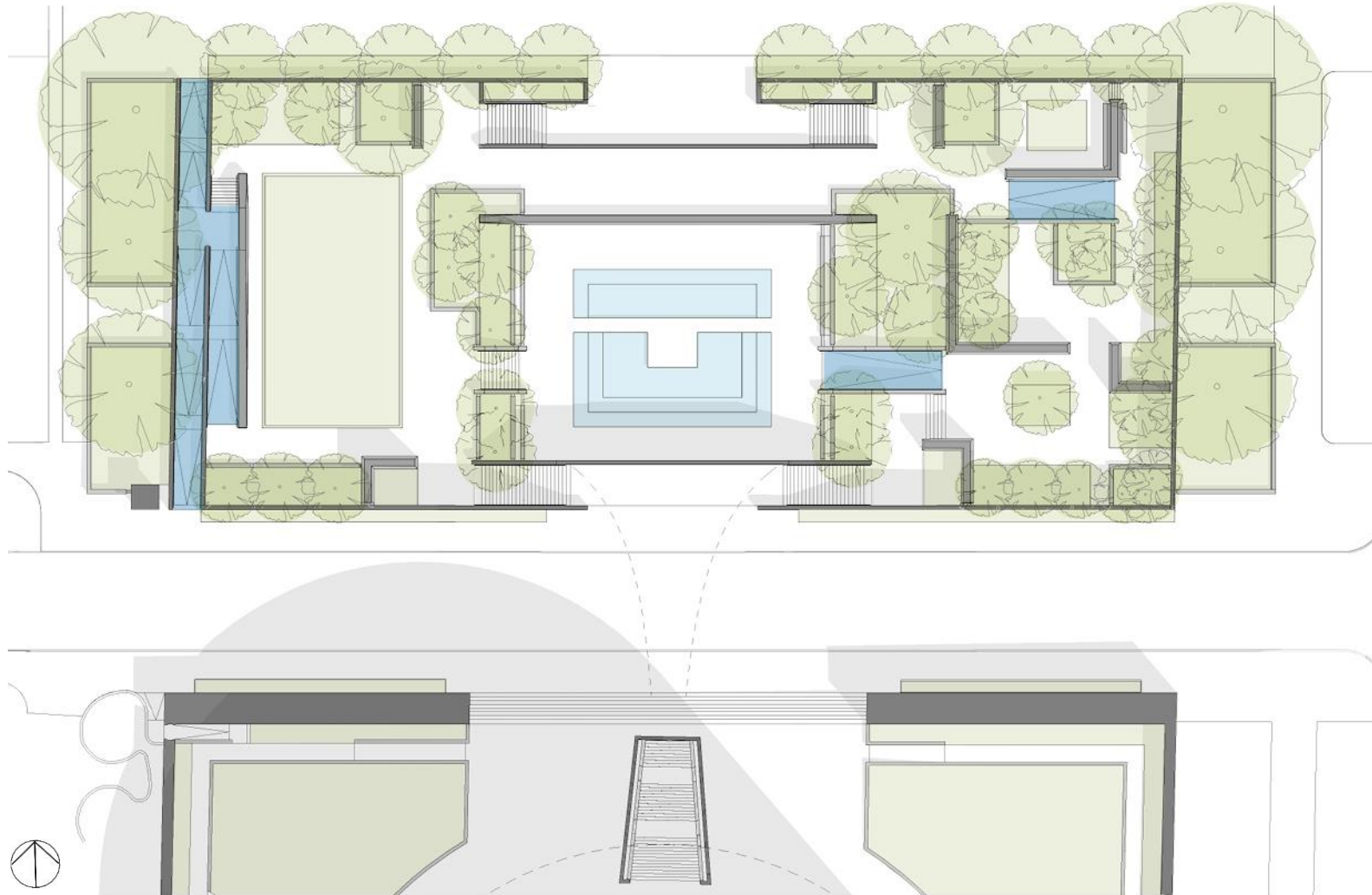
1977 Unrealized Collins Plan

Adverse Effect



Salvaged 1974 Stair Treads

Accessibility

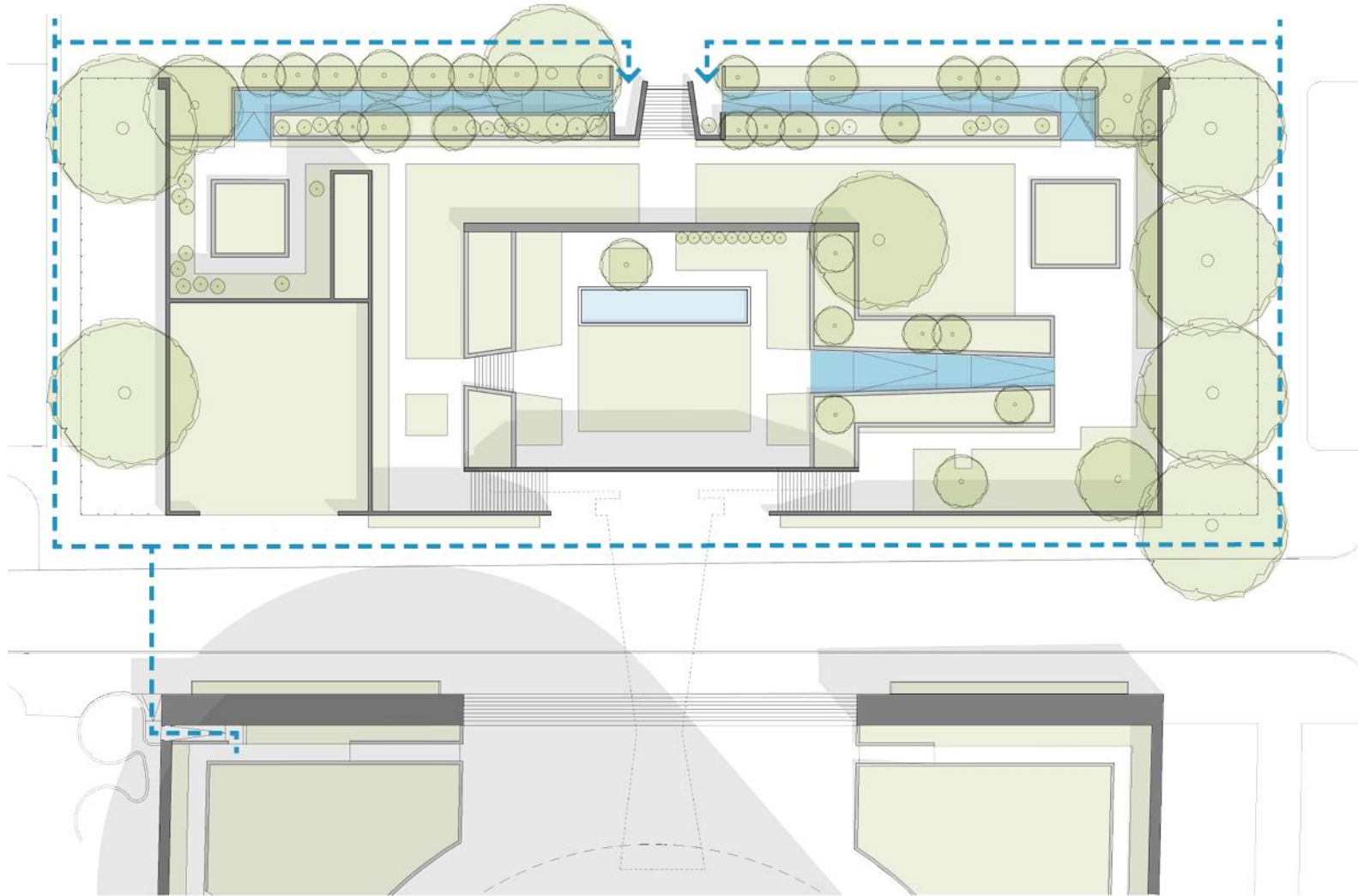


Adverse Effect

- Ramps moved to west side for improved accessibility from north and south
- Provides direct accessible path to Museum, Jefferson Drive, and paved walkway on National Mall
- Intermediate level ramps modified to make two shorter ramps
- Consistent with 1981 goal of improving accessibility

Accessibility

Existing Conditions



Adverse Effect



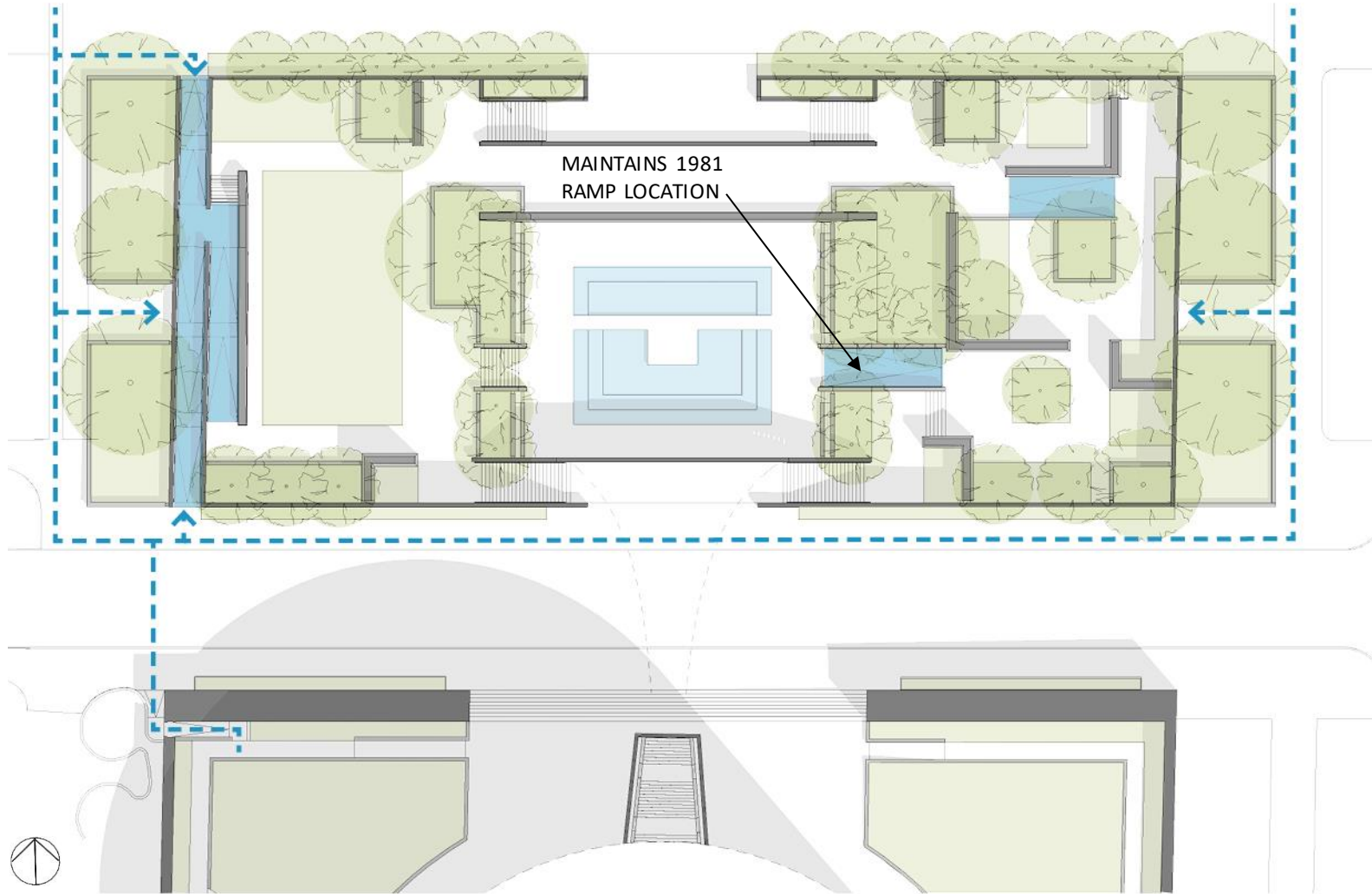
Route to National Mall Gravel Path




Entry at National Mall Gravel Path

Accessibility

Proposed Site Plan Diagram



Adverse Effect

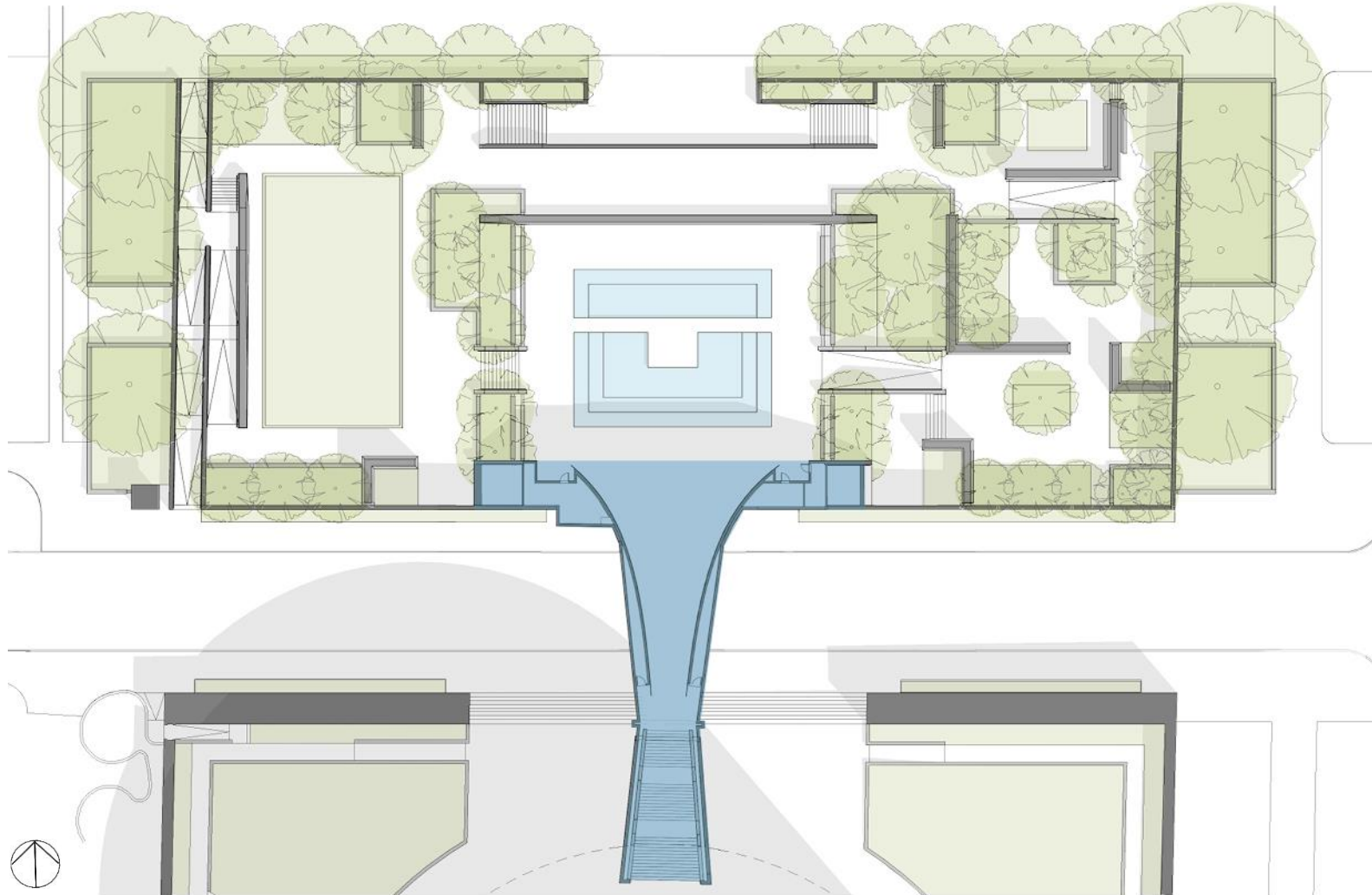


Proposed Entry Ramps



Crossing at Jefferson Drive

Underground Passage and Historic Stairs



No Adverse Effect

- Historic granite stair treads and concrete railings are present within the Art Lab
- Passage will be re-opened and historic stairs and railings restored
- Restores link from National Mall to Museum building
- Significant restoration work required
- Excavation for utilities and support spaces will not affect the passage

Underground Passage and Historic Stairs

Historic and Existing Conditions

No Adverse Effect



1974 Underground Passage



Existing Underground Passage


Underground Passage and Historic Stairs

Historic and Existing Conditions

No Adverse Effect

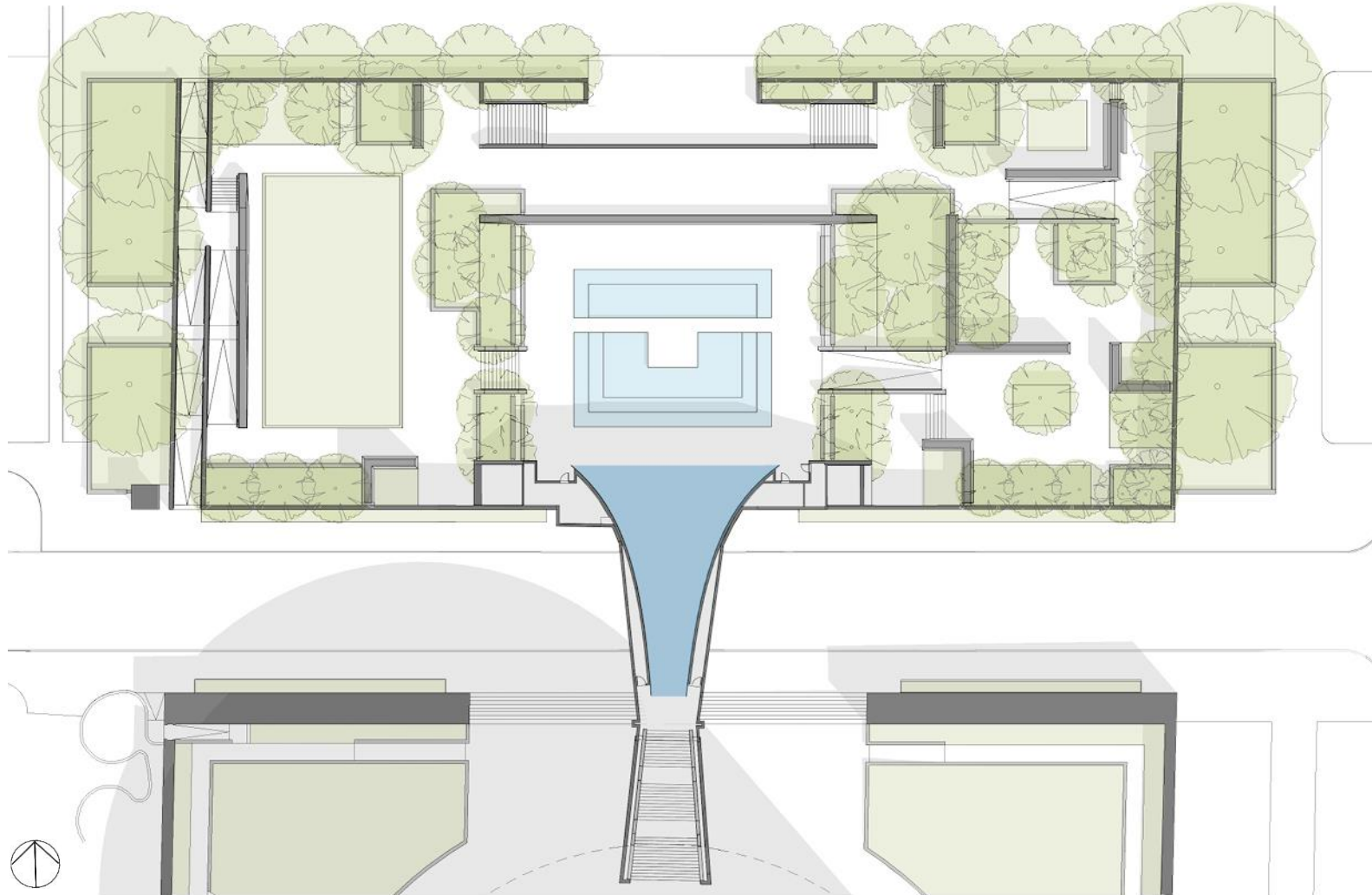


1974 Stairs and Plaza Access



Existing Conditions

Underground Passage Art Installation



Adverse Effect

- Installation obscures and requires attachment to historic fabric
- Installation removes portions of concrete walls and coffered ceiling
- Majority of the 1974 aggregate concrete walls and coffered ceiling will remain behind the installation
- Enlarging the north access point enhances connection and improves light levels

Underground Passage Art Installation

Historic and Existing Conditions

Adverse Effect



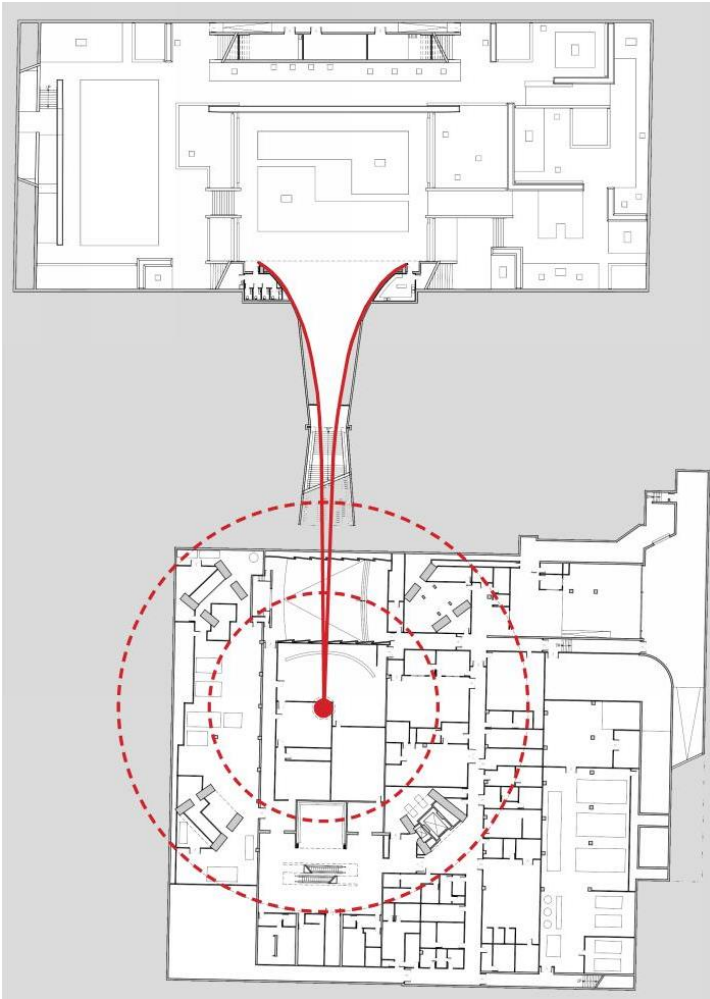
1974 Underground Passage Opening



Existing Conditions

Underground Passage Art Installation

Proposed Concept




Concept Plan



Hiroshi Sugimoto, Sculpture at Otemachi, Tokyo

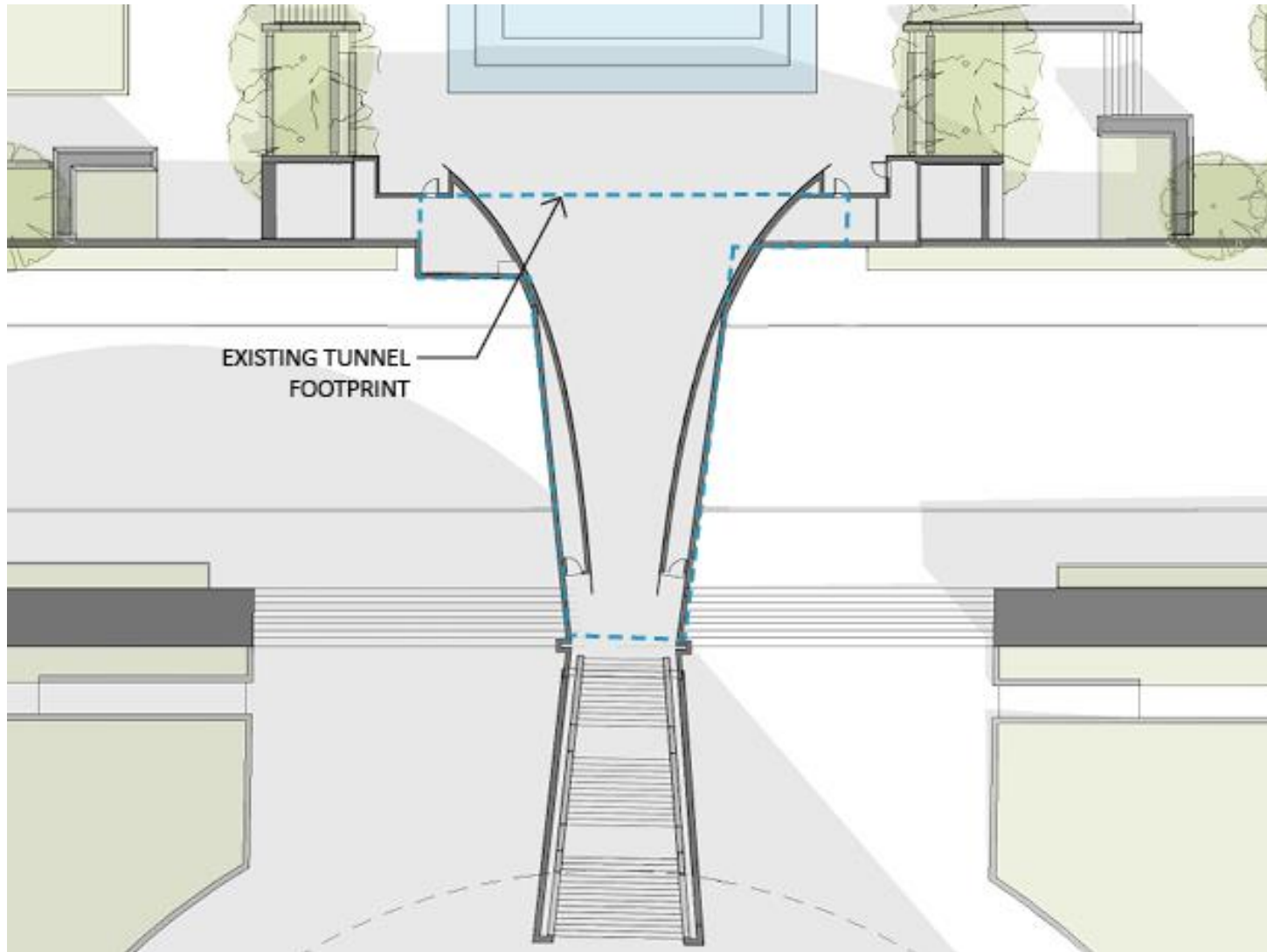
Adverse Effect



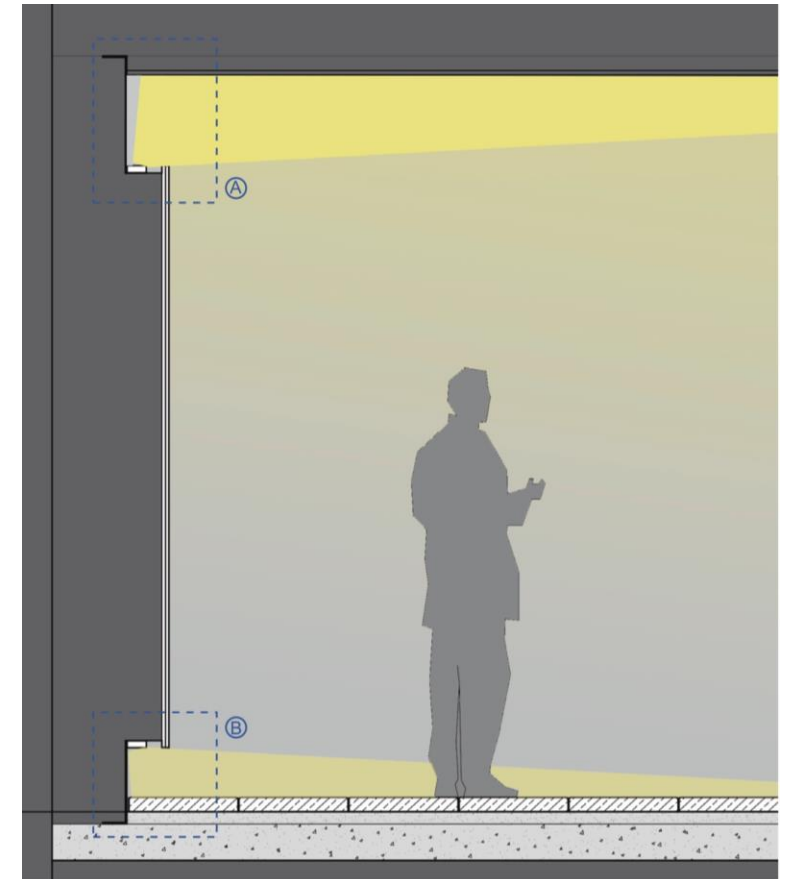
View from Central Garden

Underground Passage Art Installation

Proposed Materials and Details



Adverse Effect

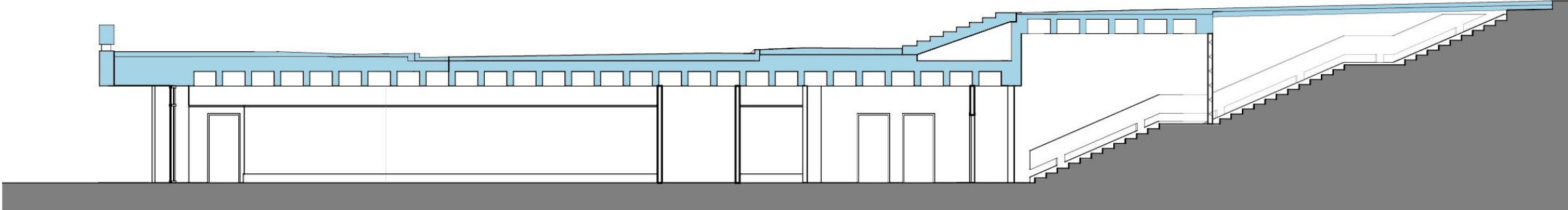


Proposed Tunnel Lighting

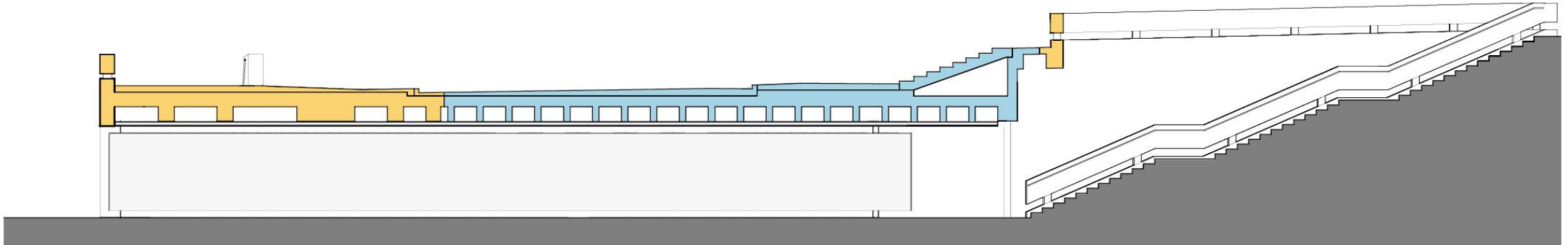
Underground Passage Art Installation

Proposed Materials and Details

Adverse Effect

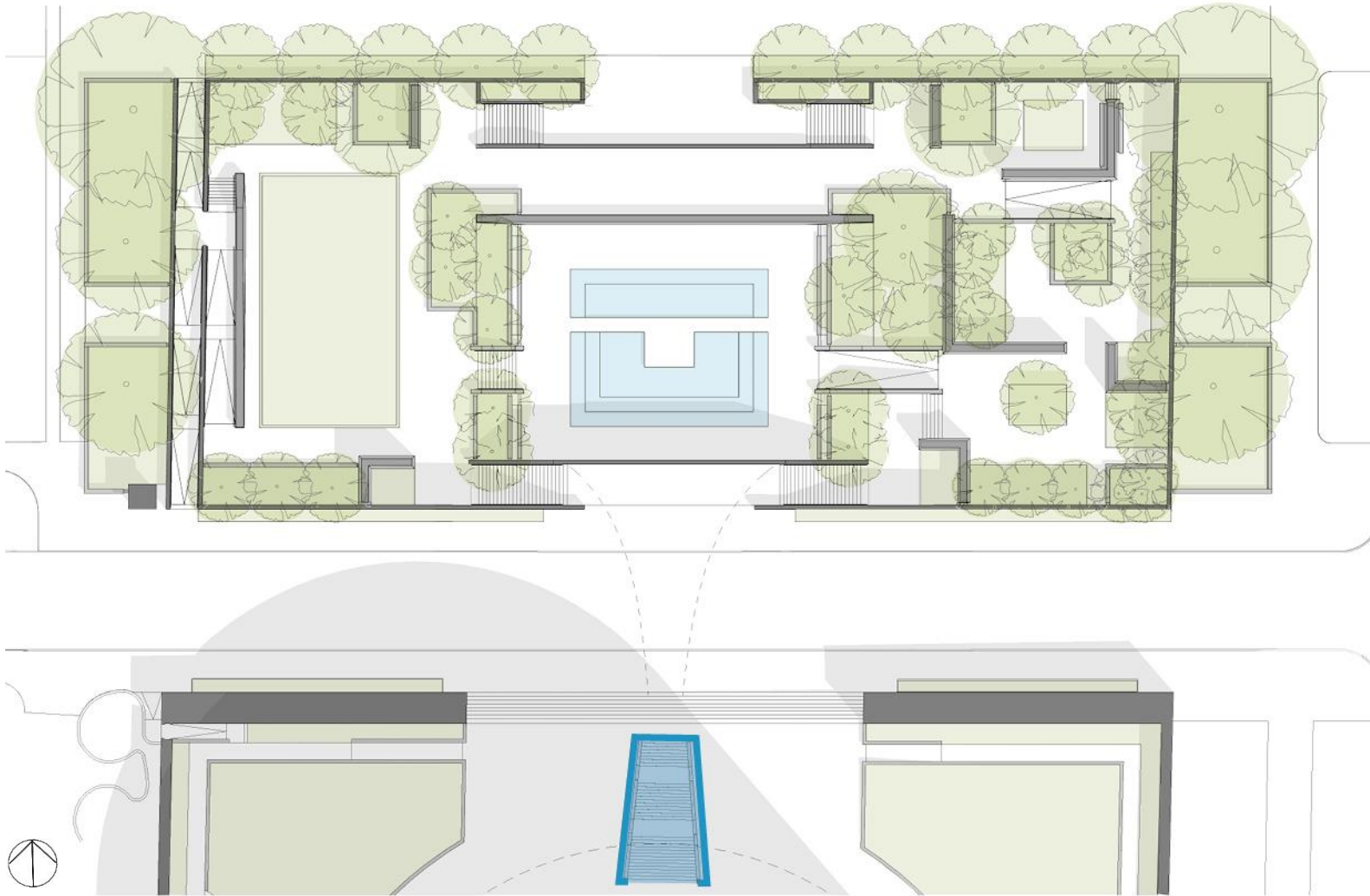


Existing Section



Proposed Section

Underground Passage – Plaza Access



- Three alternatives for plaza access proposed for consideration
- Two options for the reconstructed balustrade detail proposed for consideration

Underground Passage – Plaza Access

Historic and Existing Conditions



1974 Plaza Access Design

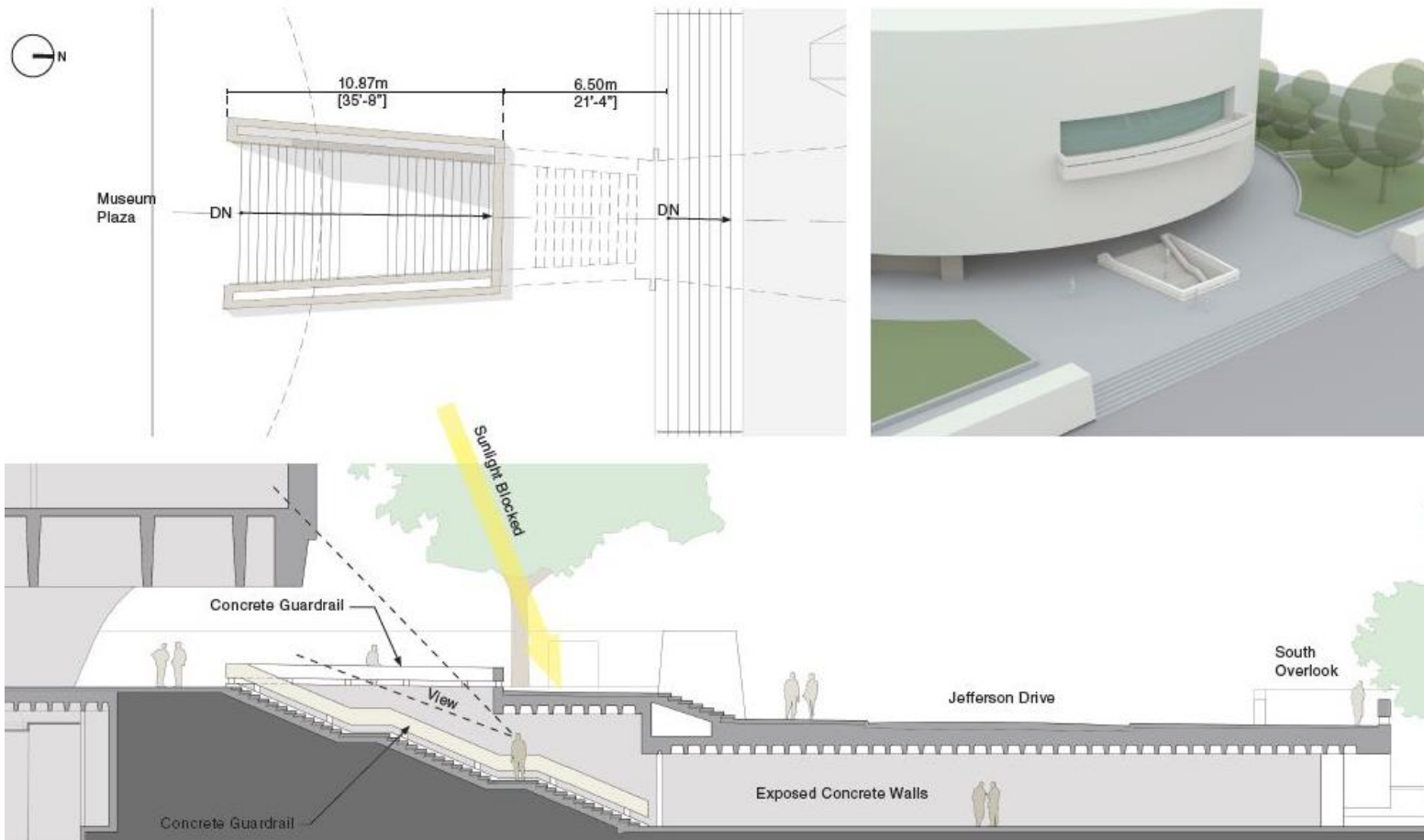


Existing Location of Plaza Access Beneath Sculpture

- Plaza access was covered over in 1993 and the balustrade was removed.
- The original dimensions created a restricted head height clearance at the stair landing and restricted daylight to the underground passage.

Underground Passage – Plaza Access

Opening Alternative A

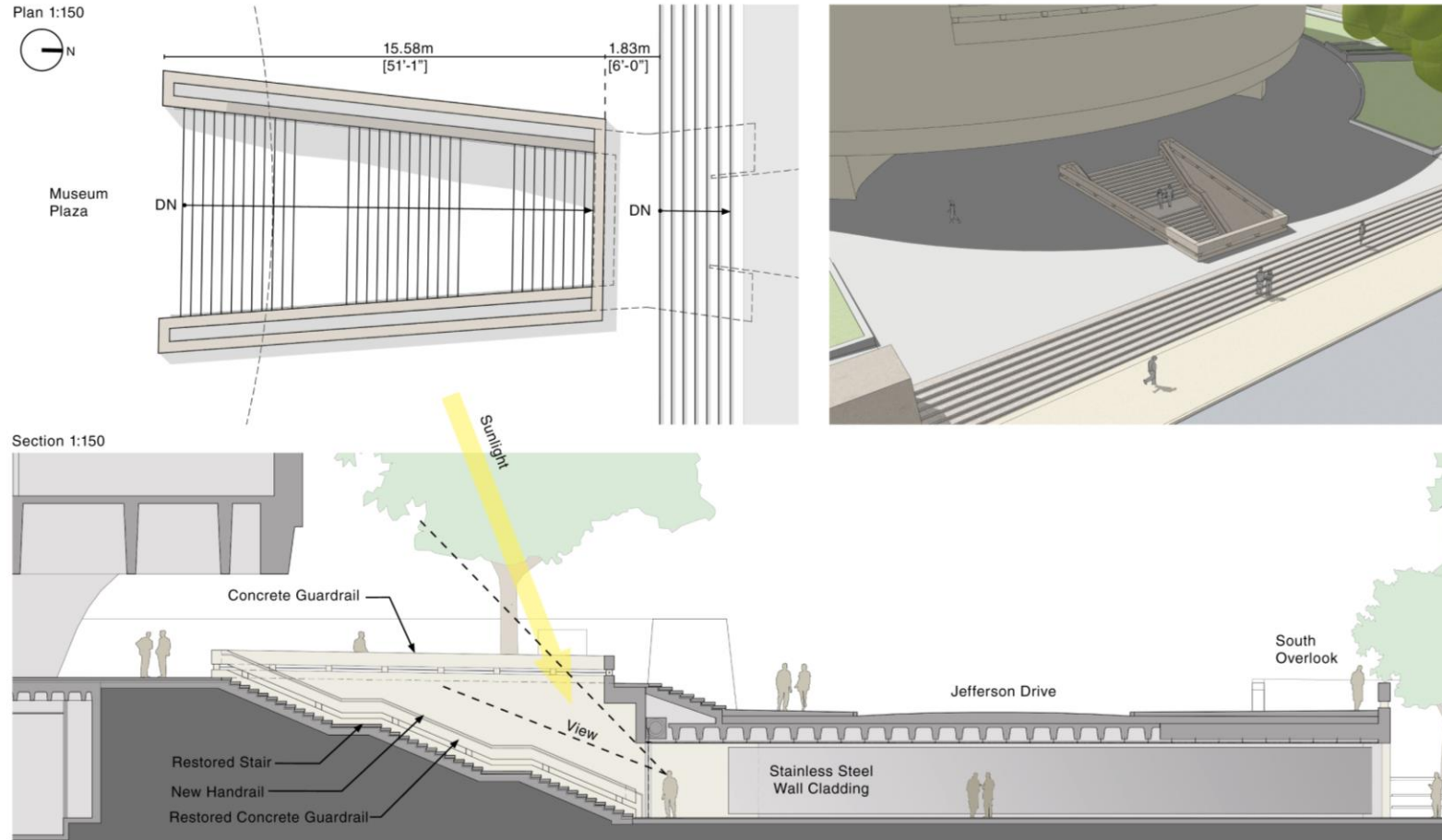


No Adverse Effect

- Restores size of opening to meet original design
- Alternative does not improve daylighting and restricts views of the Museum building as visitors ascend the underground passage stairs
- Requires a code compliant "Bunshaft style" balustrade

Underground Passage – Plaza Access

Opening Alternative B - Preferred

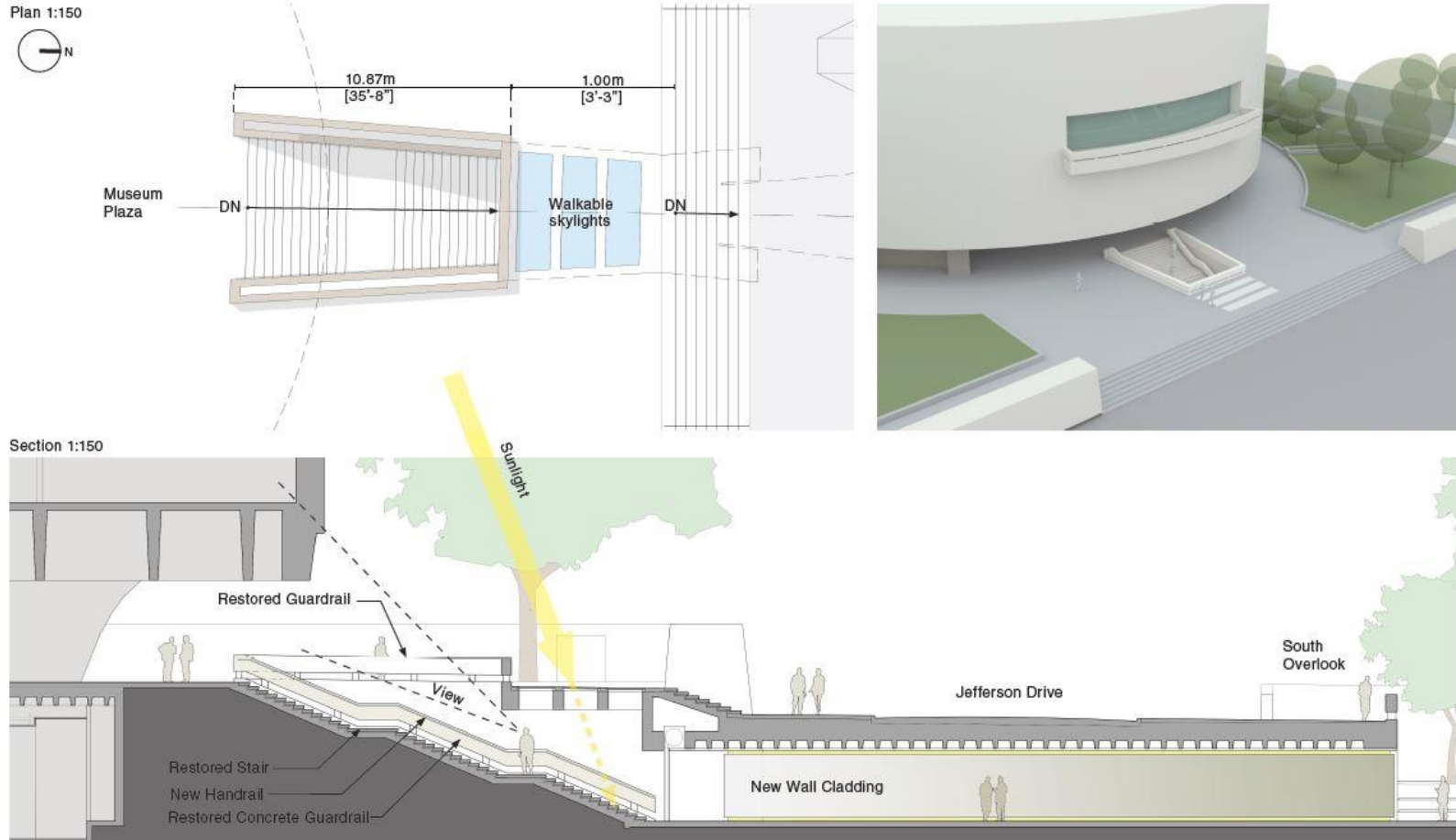


Adverse Effect

- Enlarged opening for improved daylighting to the base of the historic stairs
- Improves head height for a welcoming entry
- Opening pulled back from the monumental Plaza stairs
- Requires a code compliant "Bunshaft style" balustrade

Underground Passage – Plaza Access

Opening Alternative C

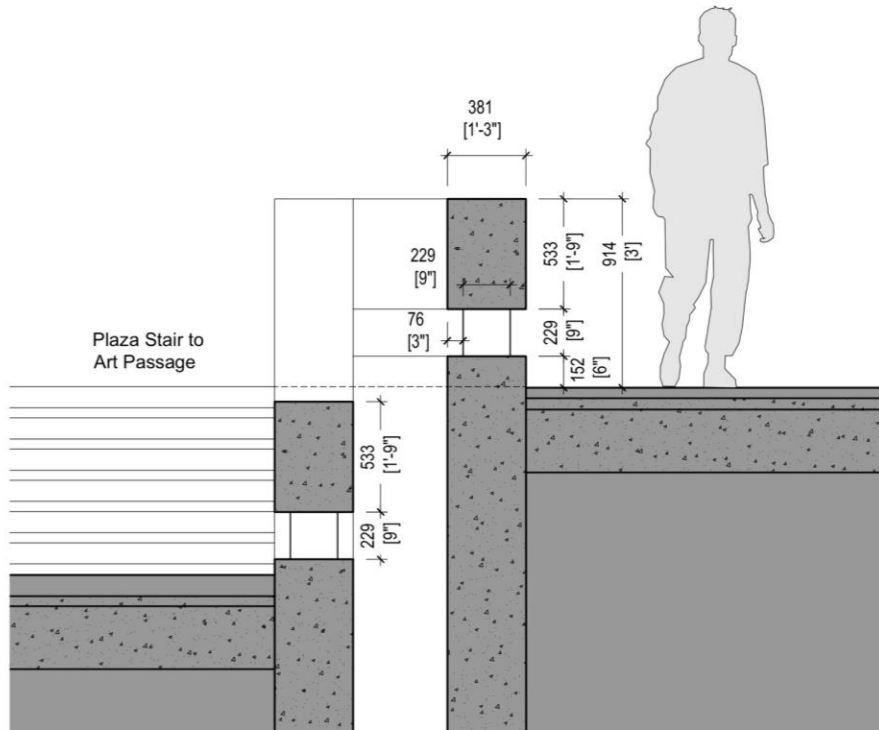


Adverse Effect

- Restores size of opening to original design and adds walkable skylights
- Maintains restrictive head height at access
- Requires a code compliant "Bunshaft style" balustrade
- Introduces glass near restored Bunshaft balustrade
- Walkable skylights pose waterproofing challenges and can be disorienting to visitors

Underground Passage – Plaza Access

1974 Balustrade Design



Historic Balustrade Section

No Adverse Effect



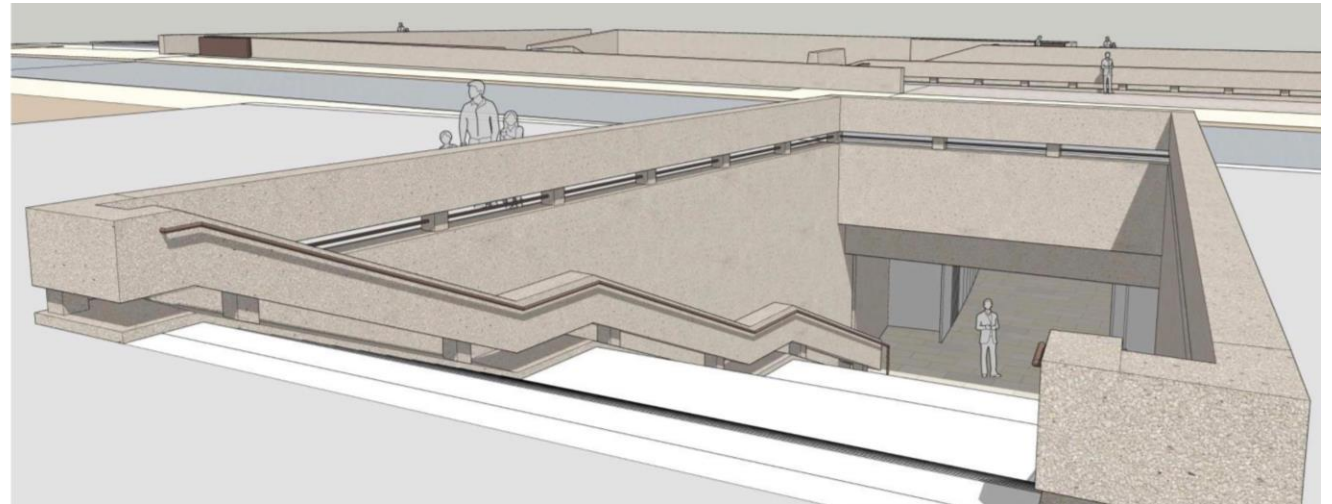
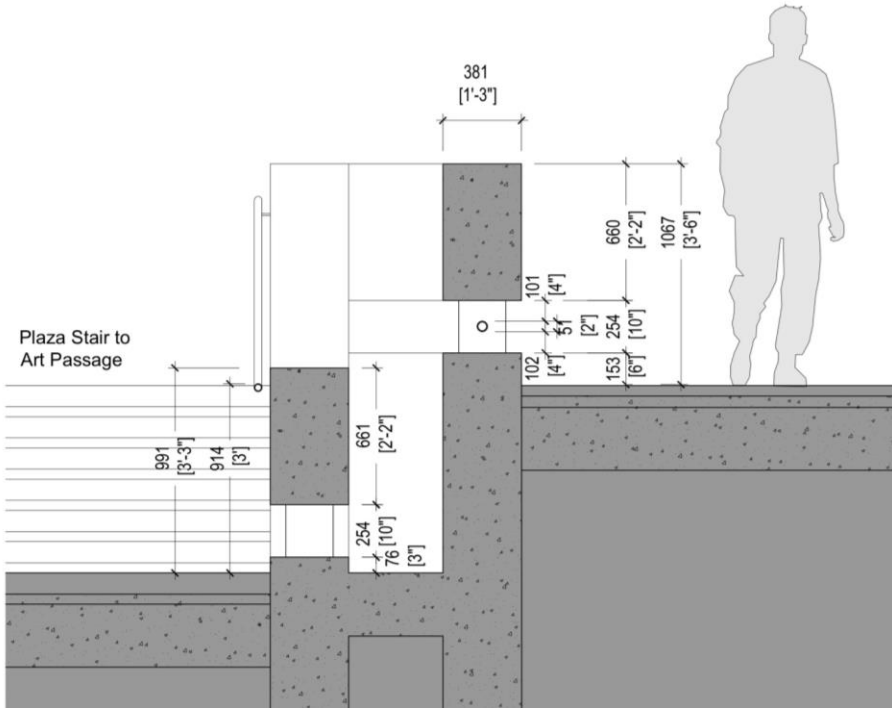
Historic Balustrade

- Historic balustrade does not meet 42" height code requirement and therefore cannot be restored.
- Existing gap between curb and balustrade exceeds code maximum of 4".

Underground Passage – Plaza Access

Balustrade Alternative A

No Adverse Effect



Balustrade Alternative 1 Section

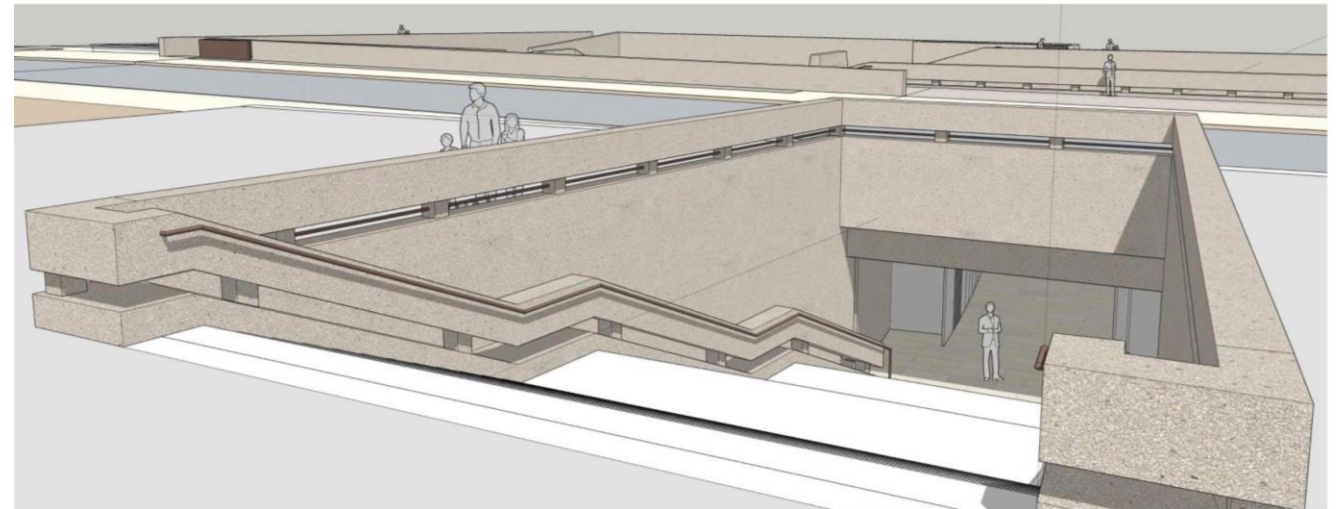
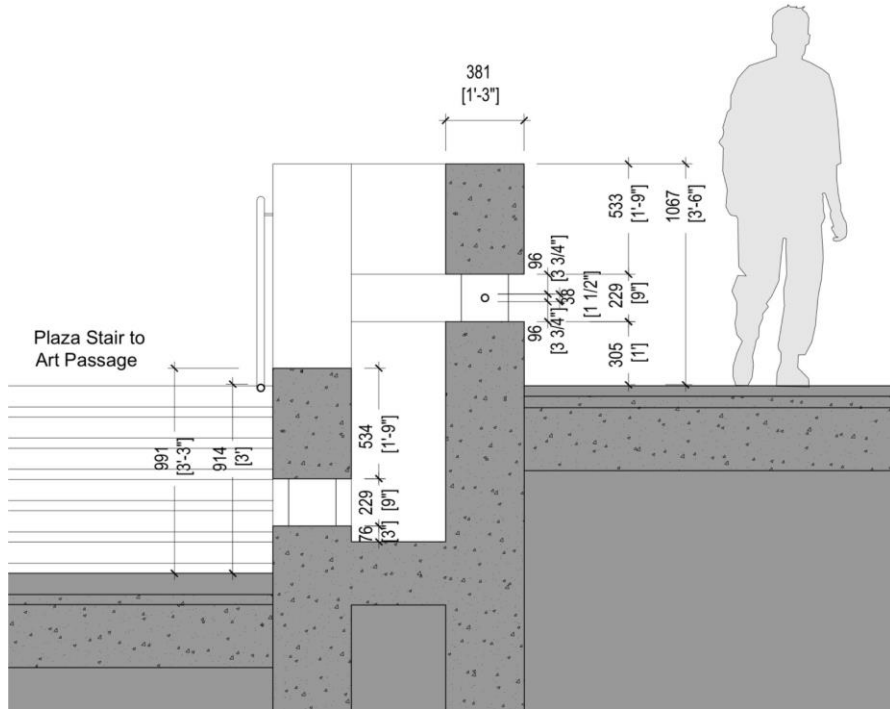
Balustrade Alternative 1 View

- Increase vertical dimension of top concrete balustrade from 21” to 26”
- Increase open gap from 9” to 10”
- Introduce horizontal bronze metal tube in open gap with a diameter of 2”

Underground Passage – Plaza Access

Balustrade Alternative B - Preferred

No Adverse Effect



Balustrade Alternative 2 Section

Balustrade Alternative 2 View

- Shift entire balustrade up by increasing bottom curb from 6" to 12"
- Top guardrail portion and open gap are **not** changed dimensionally
- Introduce horizontal bronze metal tube in open gap with a diameter of 1-1/2"

Questions and Comments

- **Moderator**, Jay Kaveeshwar, Deputy Director, HMSG
- **Q&A Panelists**
 - Melissa Chiu, Director, HMSG
 - Anne Reeve, Associate Curator, HMSG
 - Sharon Park, FAIA, Assoc. Director of Historic Preservation, Smithsonian Facilities
 - Carly Bond, Historic Preservation Specialist, Smithsonian Facilities
 - Bill Donnelly, Landscape Architect, Smithsonian Gardens
 - Alyson Steele, FAIA, Principal and Architect, Quinn Evans Architects
 - Faye Harwell, FASLA, Director and Landscape Architect, Rhodeside & Harwell



JAY



MELISSA



ANNE



SHARON



CARLY



BILL

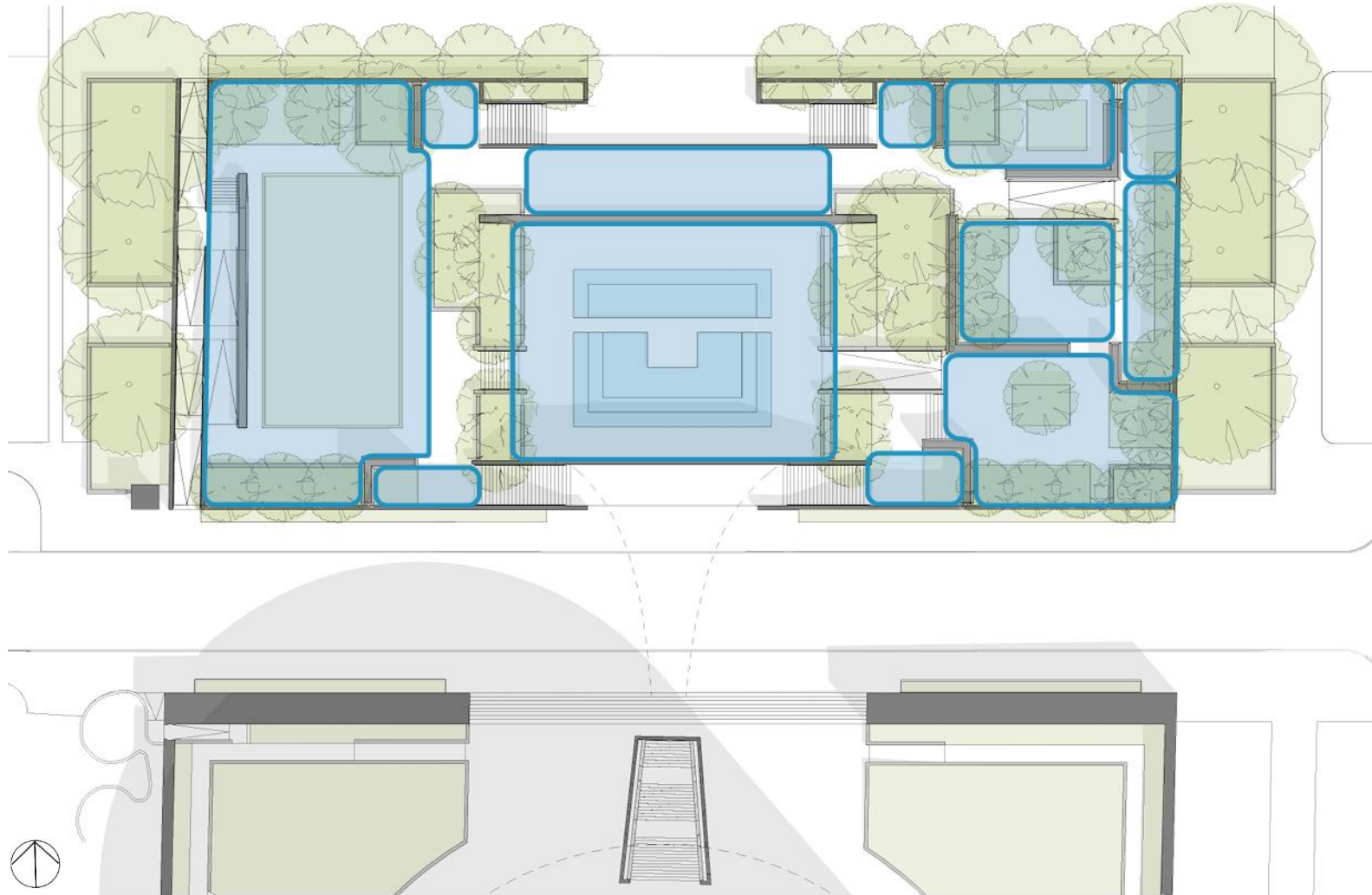


ALYSON



FAYE

Garden Rooms



No Adverse Effect

- Character defining feature
- Retains moderate integrity
- Presence of garden rooms maintained, builds on 1981 modifications
- Rooms created with ramps, planters, vertical plantings, stacked stone walls
- Maintains 1981 goal of improving sculpture viewing

Garden Rooms

Central Garden Room

No Adverse Effect



1974 Central Garden Room




1981 Central Garden Room

Garden Rooms

Central Garden Room

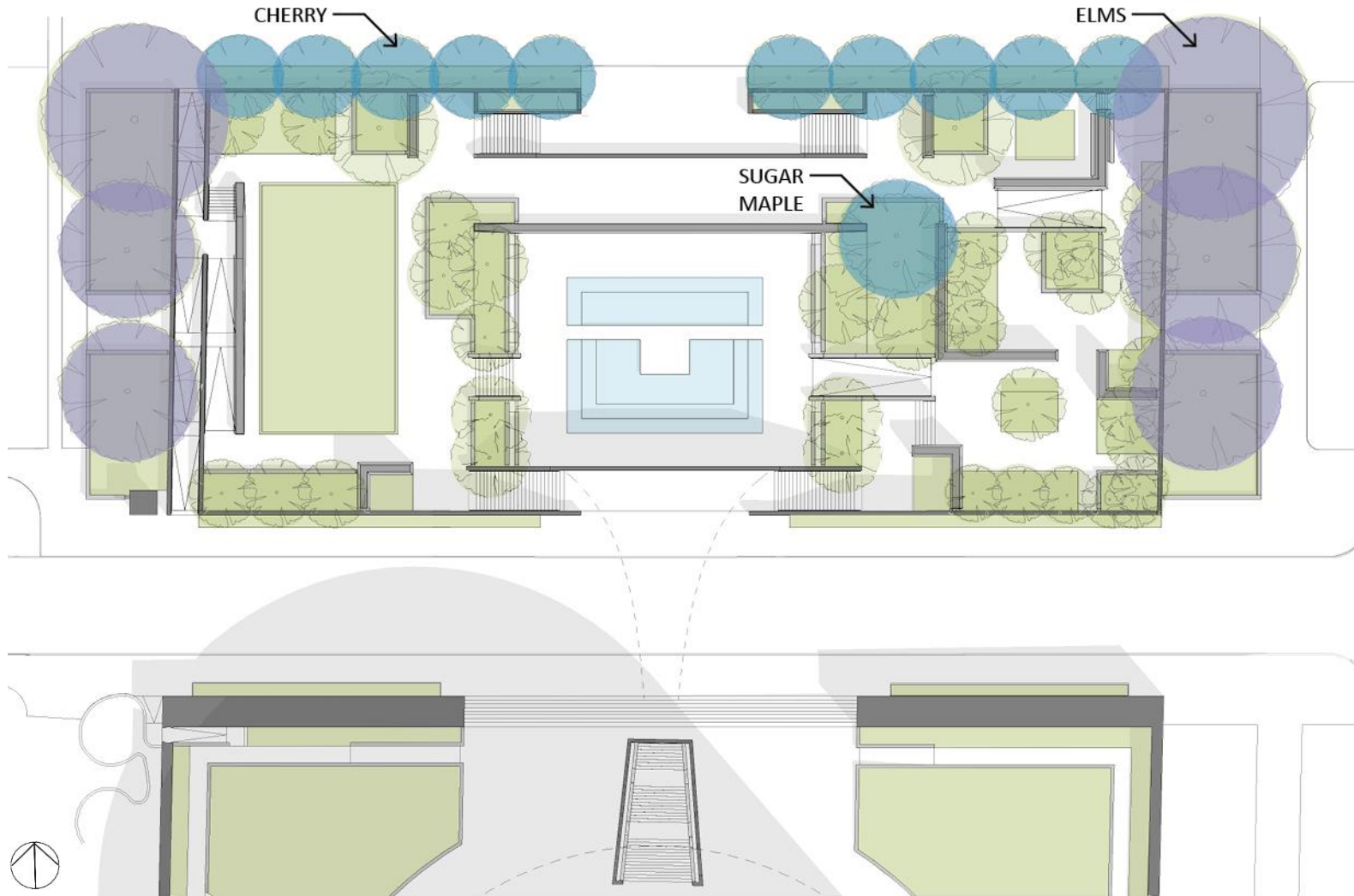
No Adverse Effect



Existing Central Garden Room

Proposed Central Garden Room

Planting Plan

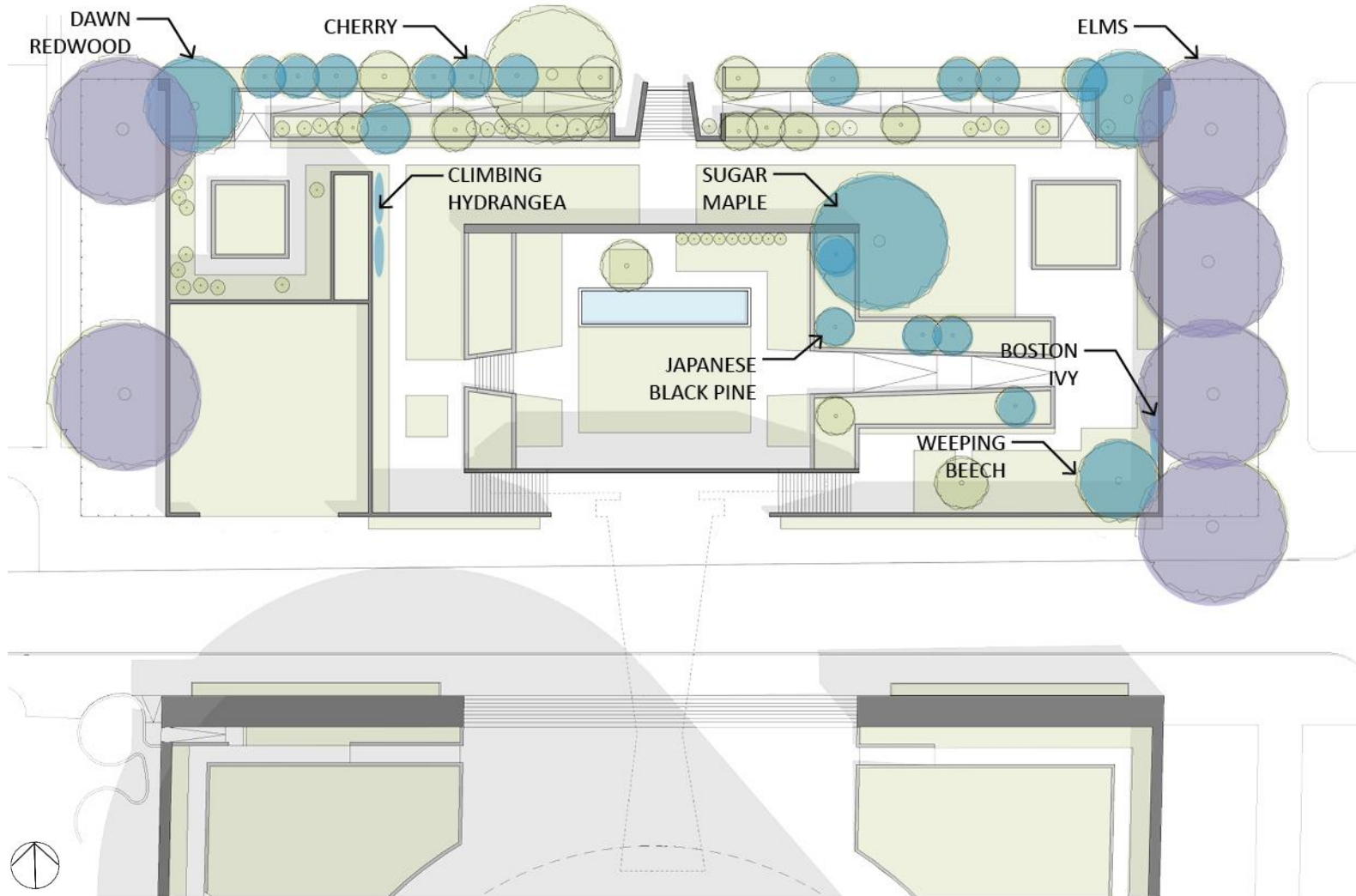


No Adverse Effect

- Plan includes trees and ground cover similar to 1981 condition
- Species planted suitable to climate
- Improves upon 1981 shade conditions
- Concept of screened garden rooms from 1981 plan maintained
- 1981 Cherry Trees on National Mall replaced with similar species
- Plantings emphasize central garden room and 8th Street axis

Planting Plan

Extant Plants



No Adverse Effect

Extant 1974 Trees

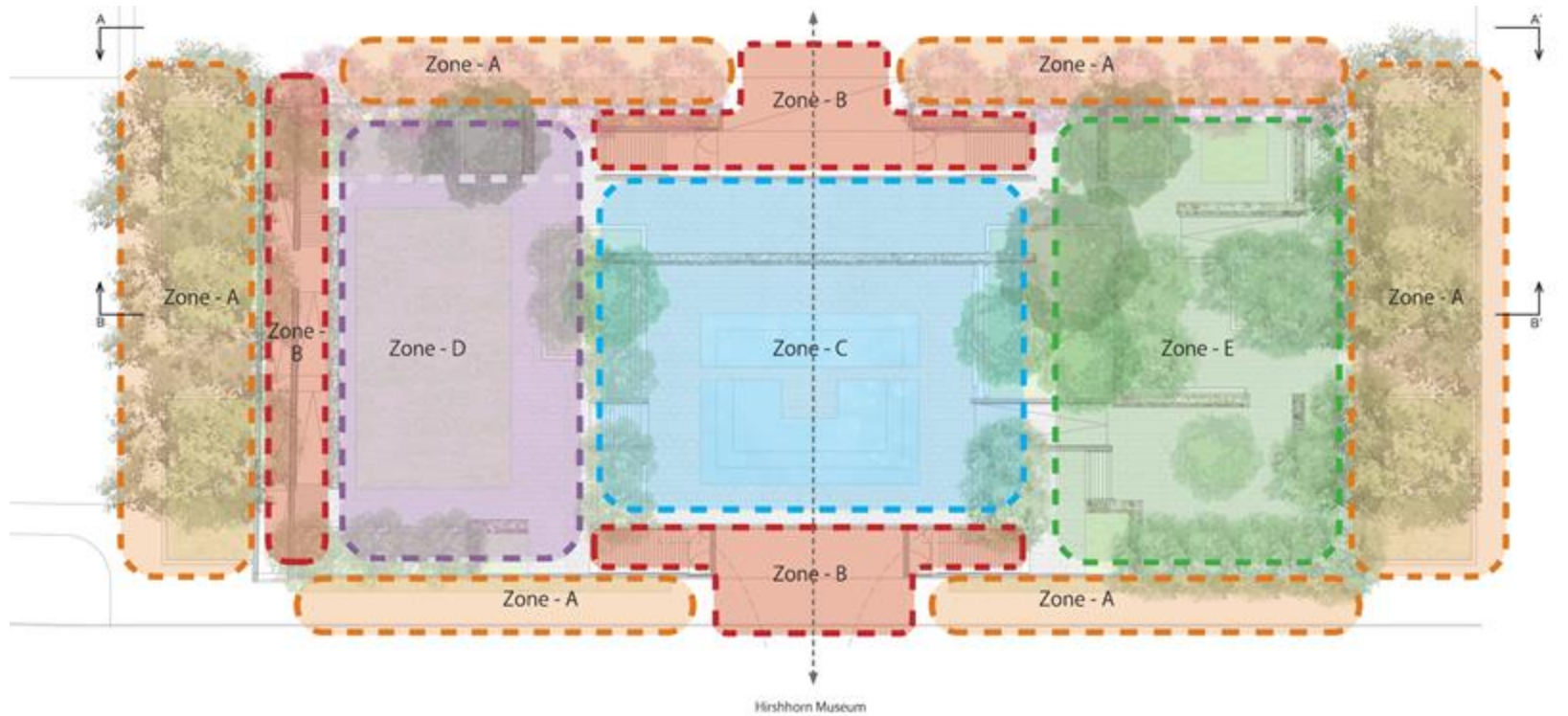
- Elms at East and West Aprons

Extant 1981 Trees

- Mt. Fuji Cherry
- Sugar Maple
- Dawn Redwood
- Japanese Pine
- Weeping Beech
- Boston Ivy
- Climbing Hydrangea

Planting Plan

Space Zoning Concept



No Adverse Effect

- Zones B and C provide open views and emphasize the central north/south axis
- Zone A provides improved visibility and connection for the Sculpture Garden and the surrounding context
- "Garden Rooms" in Zones D and E reflect Collins's design influence
- Tree canopy composed to create variety of shade types



Zone - A
Connection Zone
Emphasis on connection to the Hirshhorn Museum and the National Mall from the Aprons and near the Entrances



Zone - B
Entrance zone
Colorful and inviting entrance at the National Mall



Zone - C
Focus Zone
Focus on reflecting pool and axial view of Hirshhorn Museum



Zone - D
Open lawn zone
Rectilinear lawn surrounded by trees for filtered light

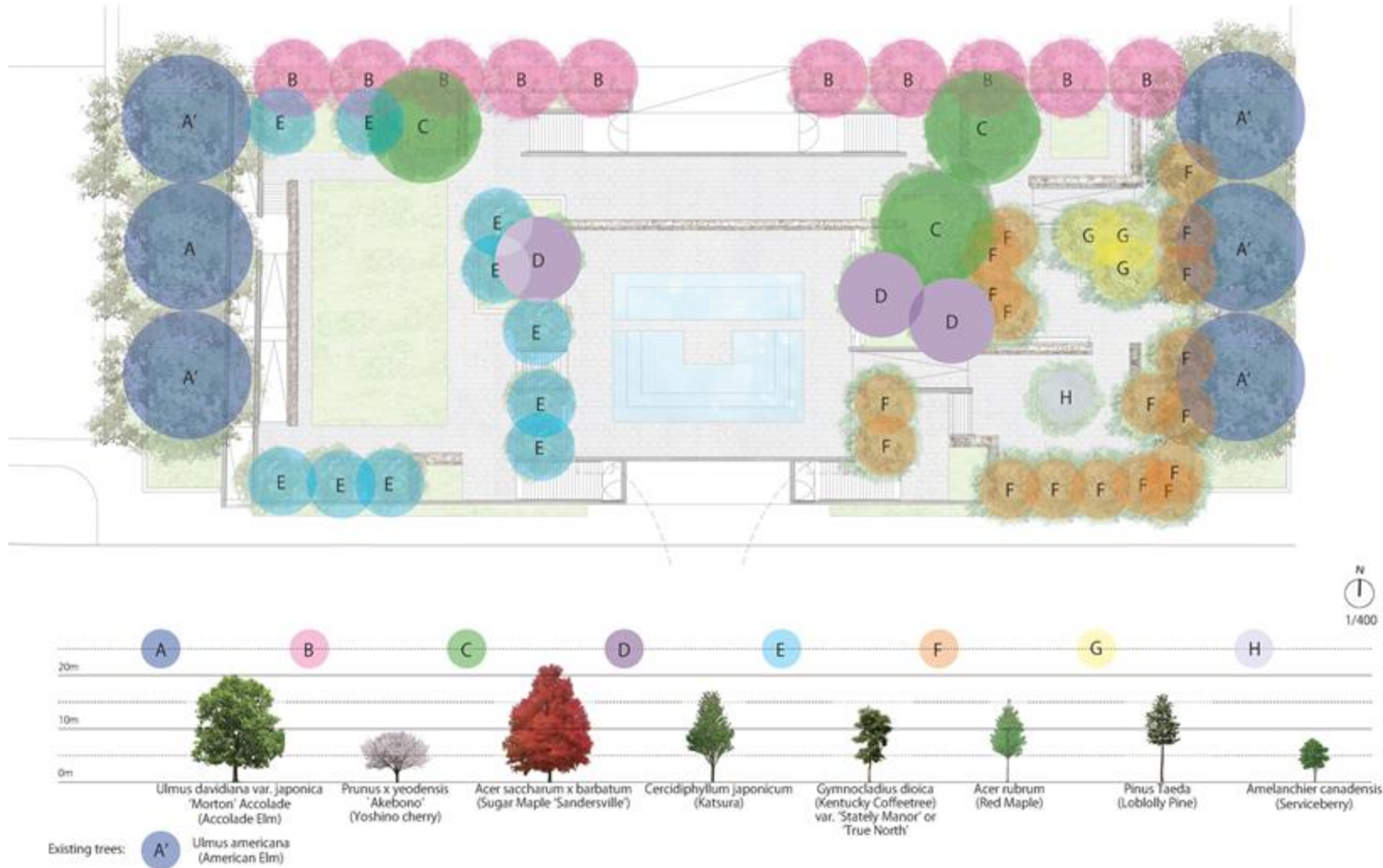


Zone - E
Galleries zone
Large grove-like area, with intermittent open areas.



Planting Plan

Proposed Tree Plan



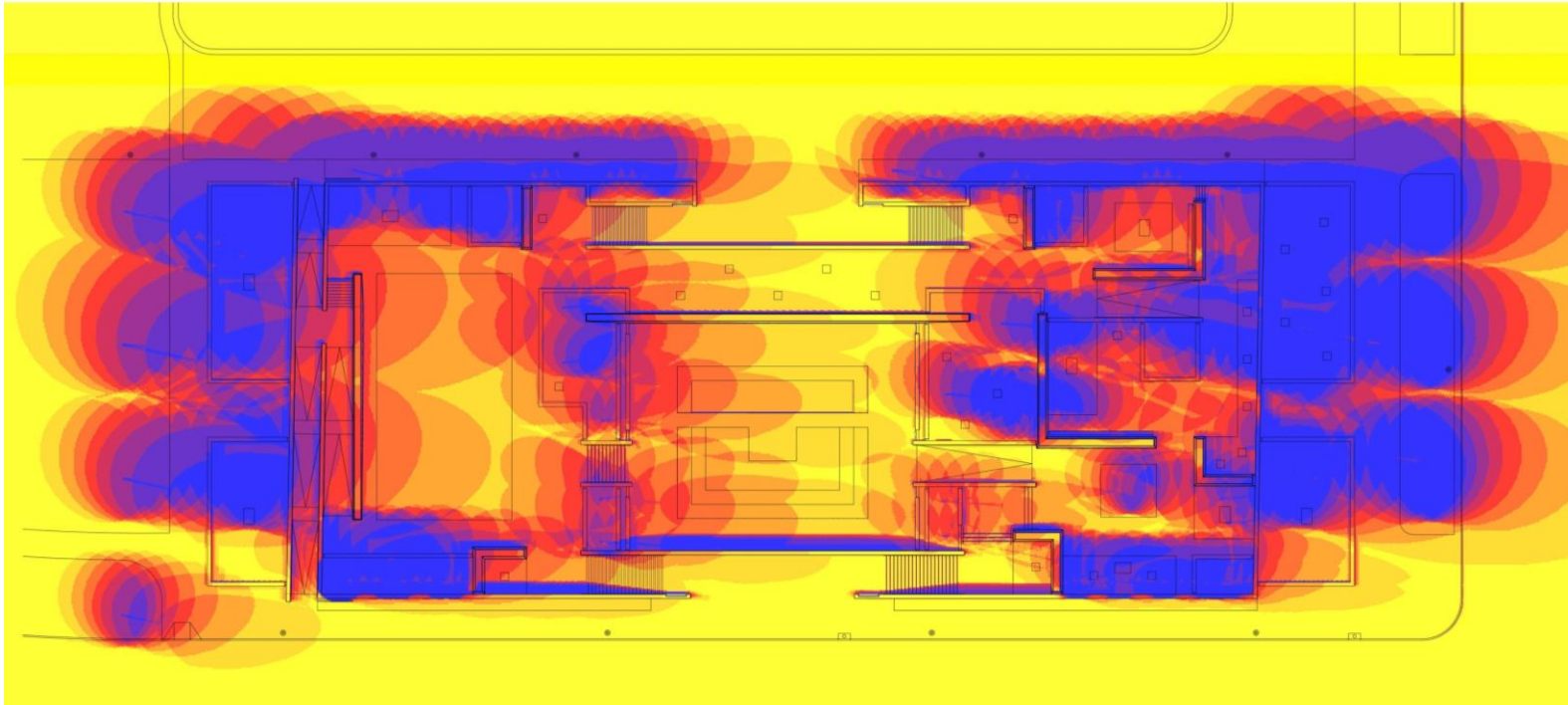
No Adverse Effect



East Garden Galleries

Planting Plan

Tree Shade Analysis



Area exposed to sun:

Never max. 1h max. 2h max. 3h max. 4h max. 5h max. 6h max. 7h Always

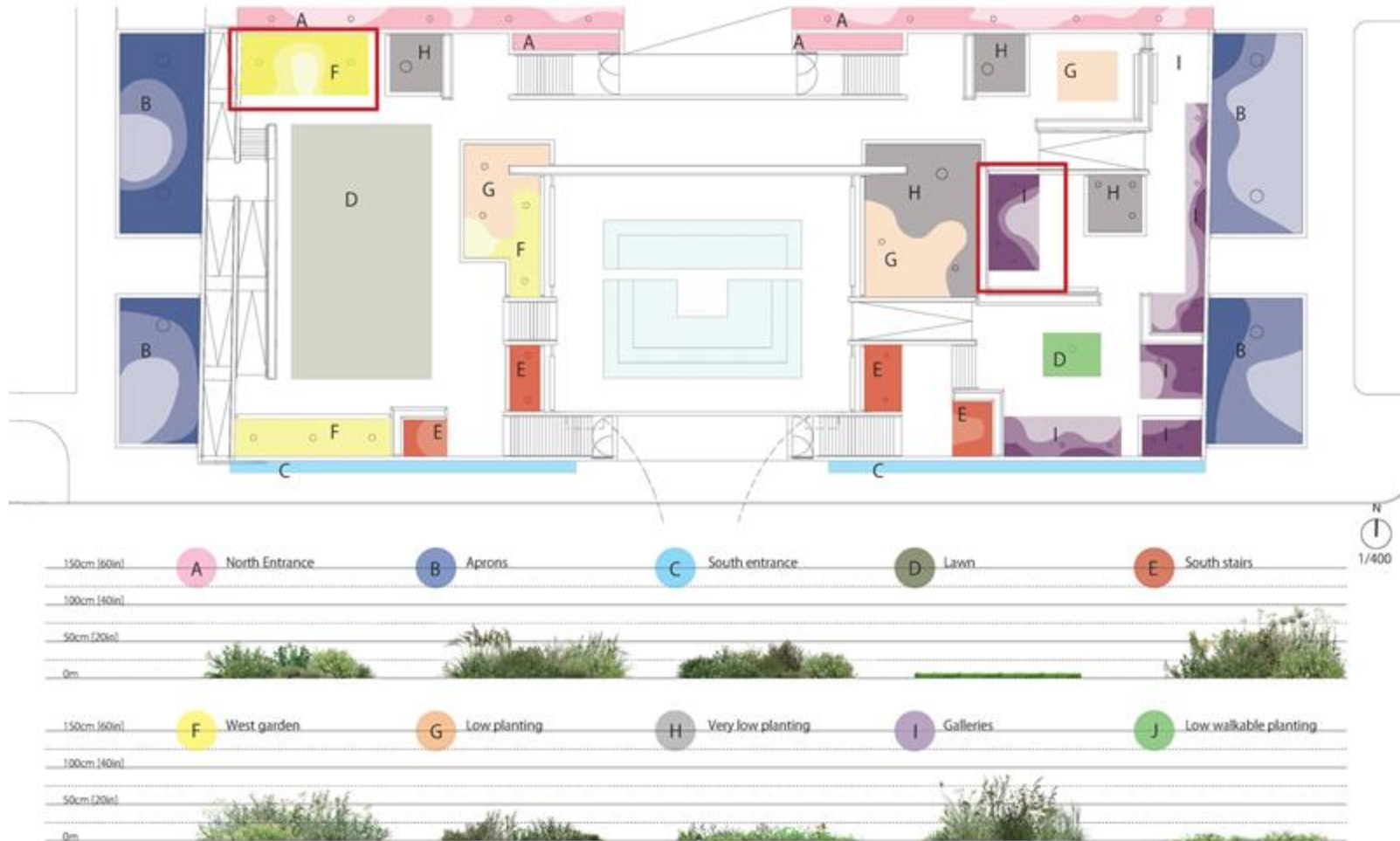


No Adverse Effect

- July 30th, 10am -7pm
- Trees sizes shown at maturity

Planting Plan

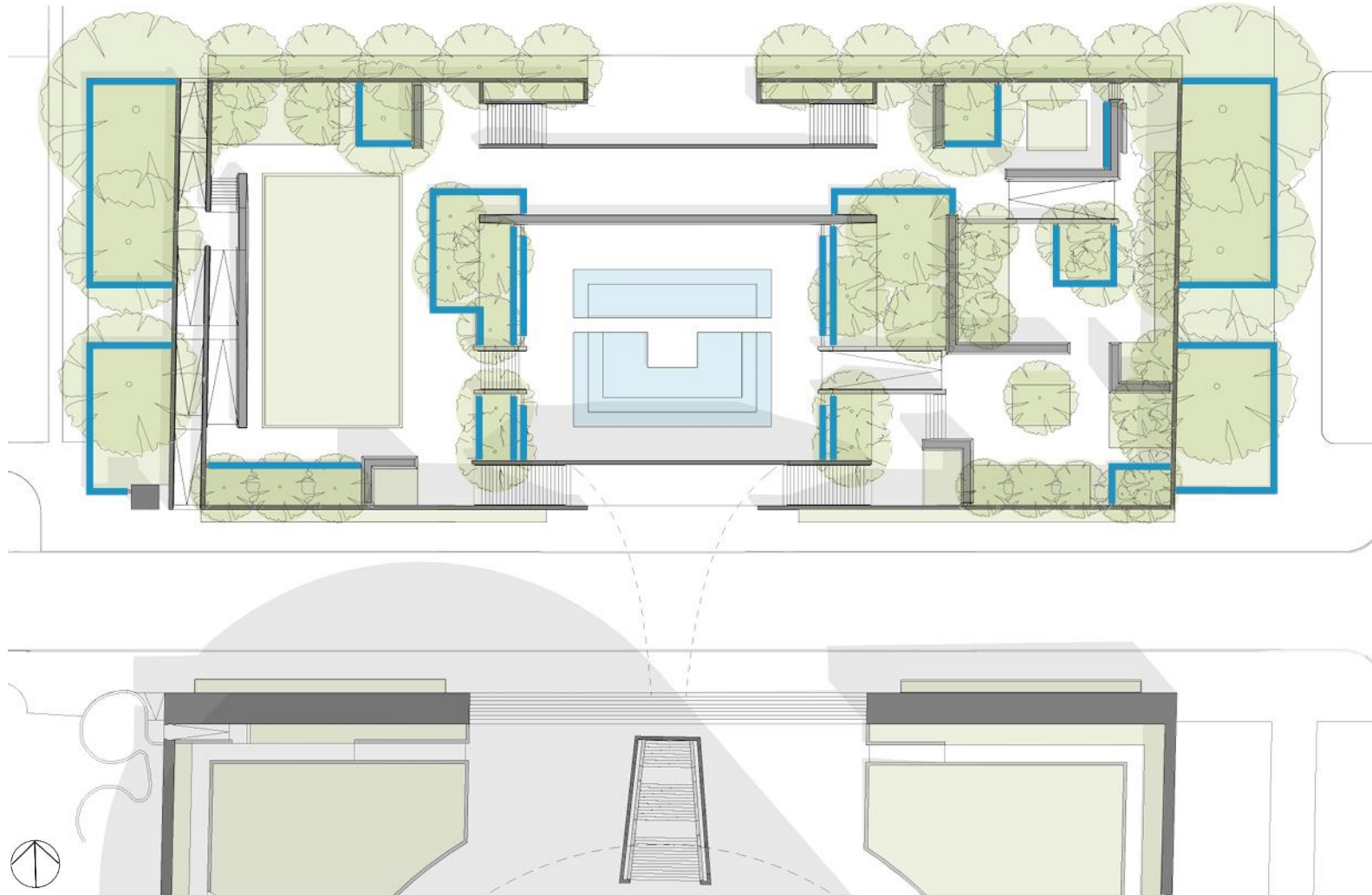
Proposed Groundcover Plan



No Adverse Effect

- Targeting part shade/dappled light to full shade conditions to support growth of a variety of ground cover plants
- Japanese trees, evergreen, and sculptural trees introduced in keeping with Collins era plantings
- All tree species and groundcover are native and North American native plants for resiliency
- Low groundcover plants allow optimal view of sculptures or soft walkable surfaces

Planters and Benches



No Adverse Effect

- Integral benches in keeping with 1981 composition
- Constructed of salvaged or new Swenson Pink granite consistent with 1981 design
- Benches flanking reflecting pool consistent with 1974 spatial arrangement
- Increased benches and improved visitor comfort

Planters and Benches

Proposed Materials and Details



Existing 1981 Swenson Pink Bench

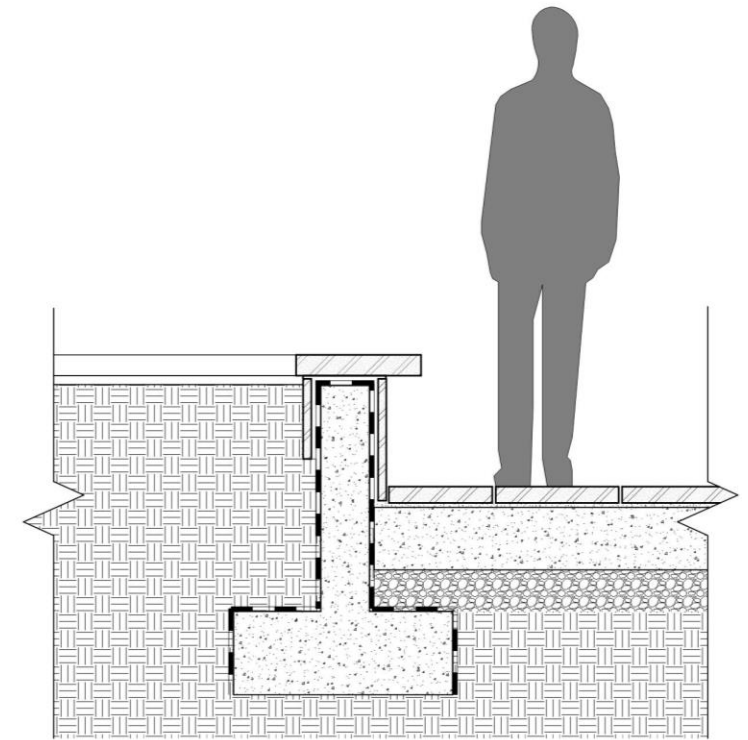


Swenson Pink – Honed Finish



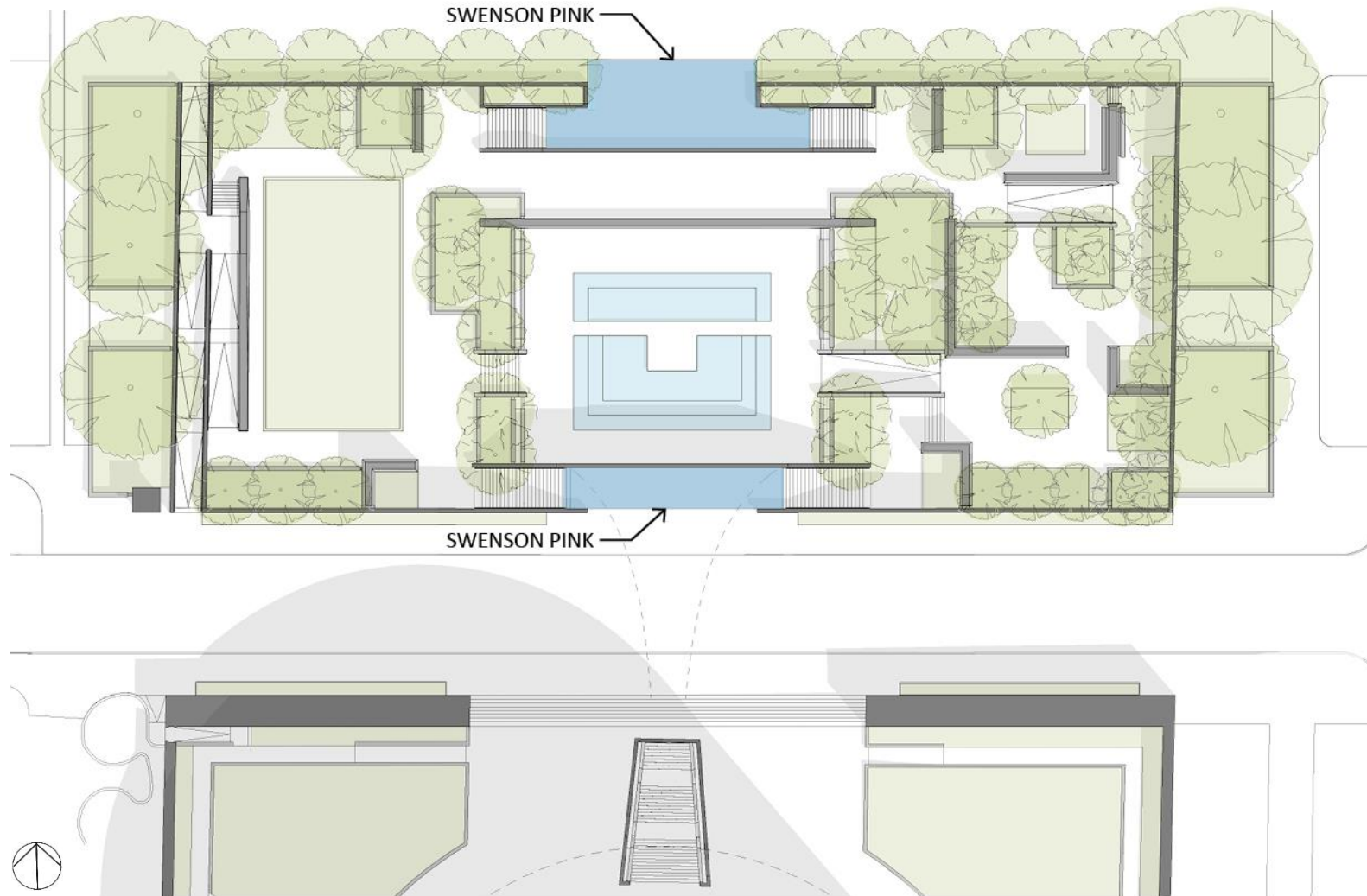
Swenson Pink – Flamed Finish

No Adverse Effect



Proposed Bench Detail

Paving




Adverse Effect

- Replacement of small brick paving with larger granite pavers
- Granite pavers complement existing materials and existing bond pattern
- Potential use of historic salvaged Swenson Pink stair treads for paving in certain locations
- Paving maintains choreographed circulation similar to 1981


Paving

Historic and Existing Conditions

Adverse Effect



1977 Unrealized Paving Plan



Existing Paving

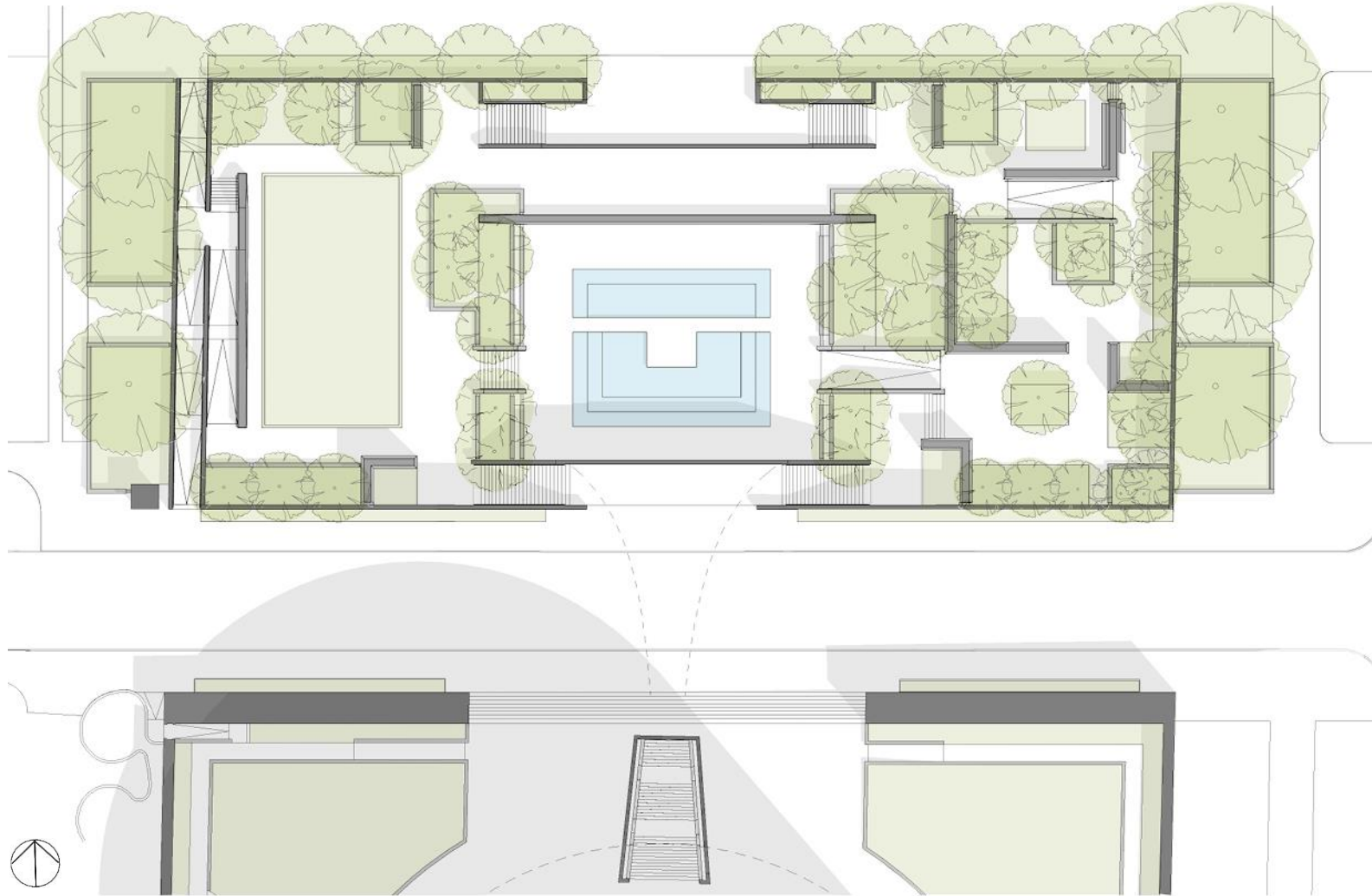


Existing Paving

- Collins's unrealized hardscape design featured large flagstones and clinker brick.
- Installed hardscape consists of square and basket weave pattern brown brickwork.

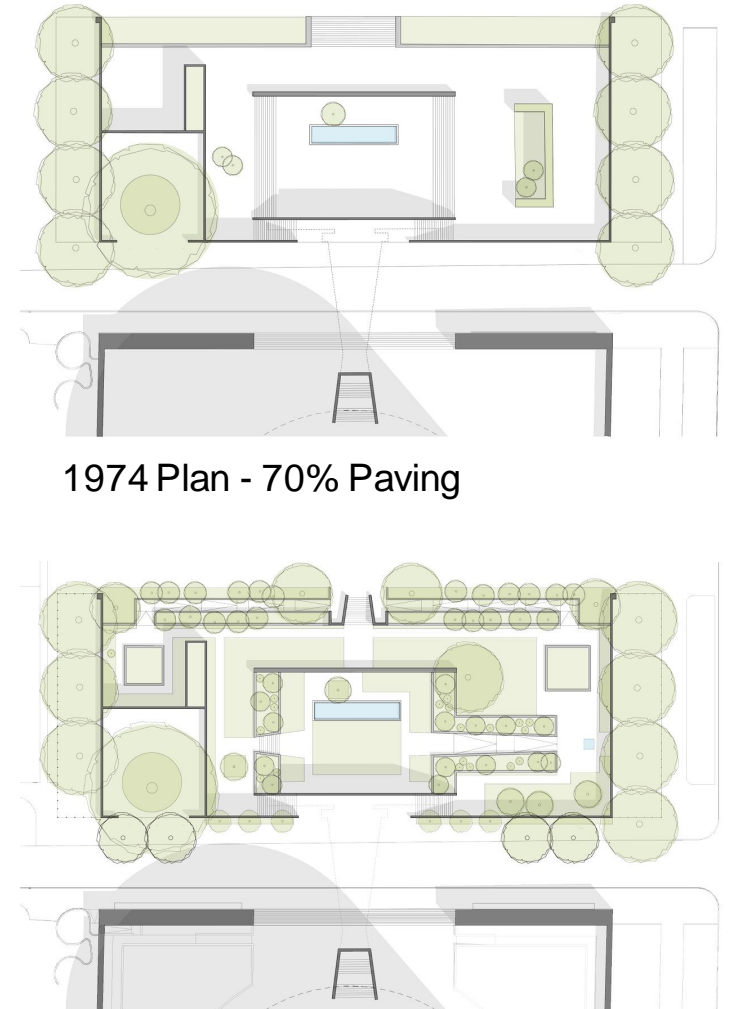
Paving

Historic Comparison



Proposed Plan – 49% Paving

Adverse Effect



1974 Plan - 70% Paving


1981 Plan – 41% Paving

Paving

Proposed Materials



Salvaged Swenson Pink Stair Treads



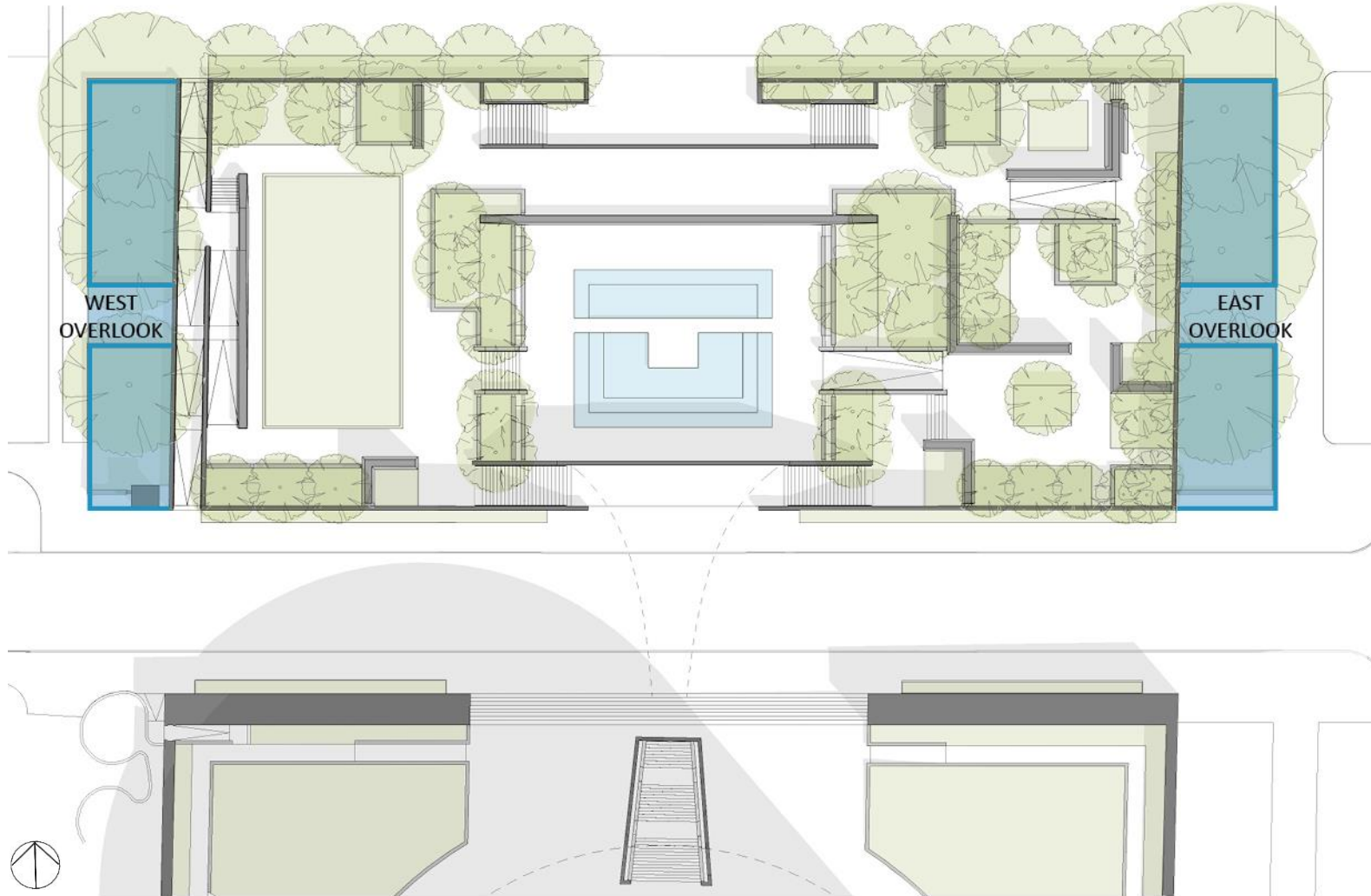
Existing Swenson Pink Stair Treads

Adverse Effect



Fall 2019 Paver Mock-Up

Aprons



No Adverse Effect

- Historic elm tree layout restored
- Improved visitor access and shaded seating provided
- Aprons create connection for the Sculpture Garden to the larger surrounding context

Aprons

Existing Conditions



West Apron

No Adverse Effect



East Apron

Aprons

Proposed Overlooks



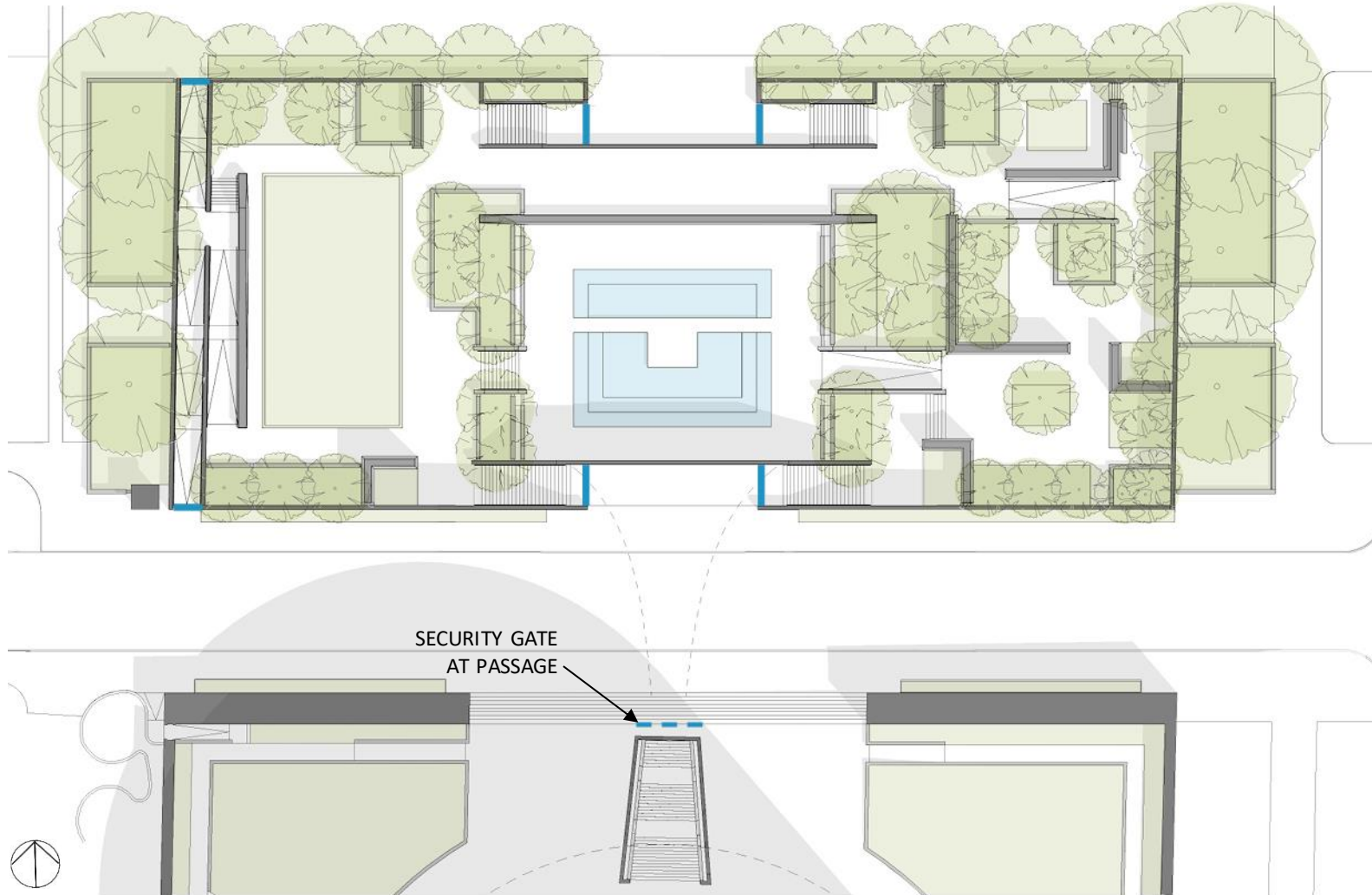
East Overlook

No Adverse Effect



Section at East Overlook

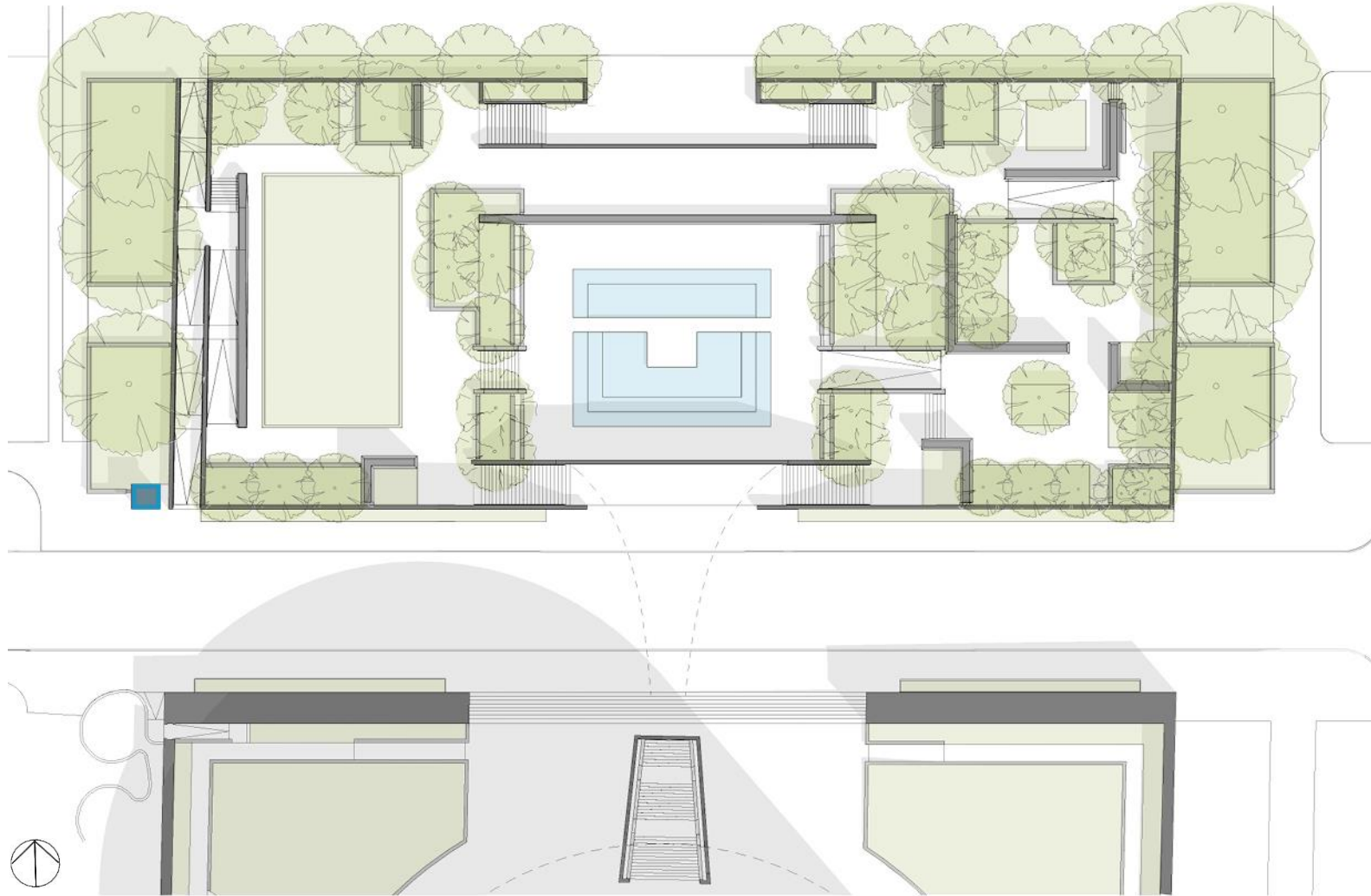
Security Gates



No Adverse Effect

- Bronze gates at entry points will be integral with concrete perimeter walls
- Gates same height as the concrete perimeter walls
- Bronze finish in keeping with historic material palette

Security Guard Booth



No Adverse Effect

- Guard booth relocated from prominent location at north overlook to southwest corner
- Guard booth unobtrusively designed and clad in materials consistent with the historic palette
- Restores 8th Street axis

Security Guard Booth

Historic and Existing Conditions

No Adverse Effect



Historic Guard Booth by Burr Oak




Existing Guard Booth on 8th Street Axis

Security Guard Booth

Guard Booth Studies



Guard Booth Alternative 1



Guard Booth Alternative 2

No Adverse Effect



Statuary Bronze



Swenson Pink Concrete

Lighting




No Adverse Effect

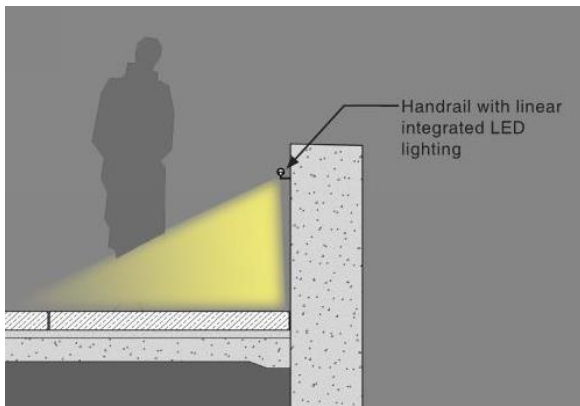
- Fixtures integral and housed under benches and handrails
- Minimal sculpture and tree lighting

Lighting


Proposed Lighting Details



Plaza Access Stair Lighting



Handrail Lighting



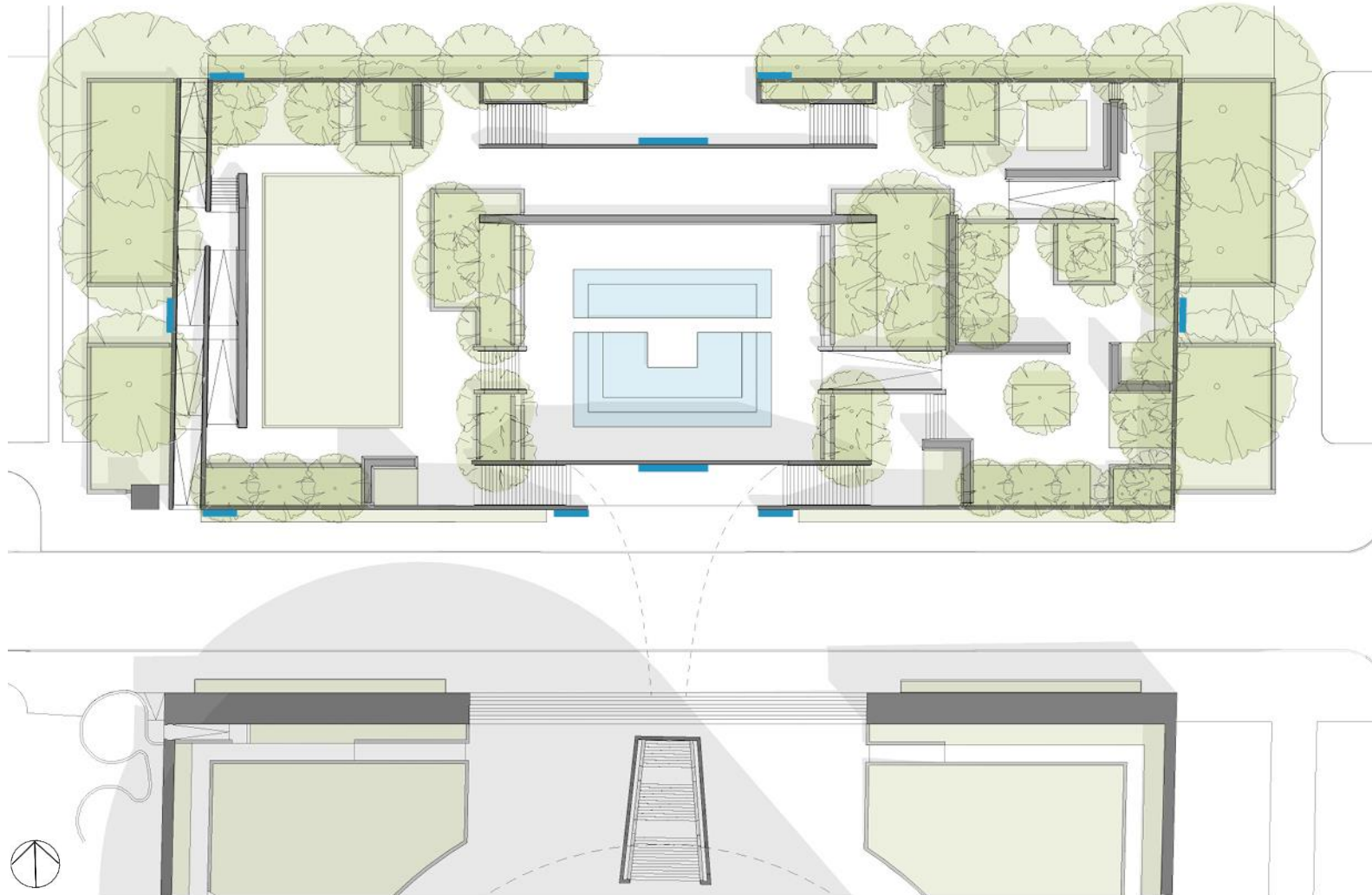
Pool Lighting

No Adverse Effect



Bench Lighting

Signage



No Adverse Effect

- Existing signage features granite panels inset into the concrete perimeter walls
- Proposed signage is integral to the perimeter concrete walls

Signage

Existing Conditions

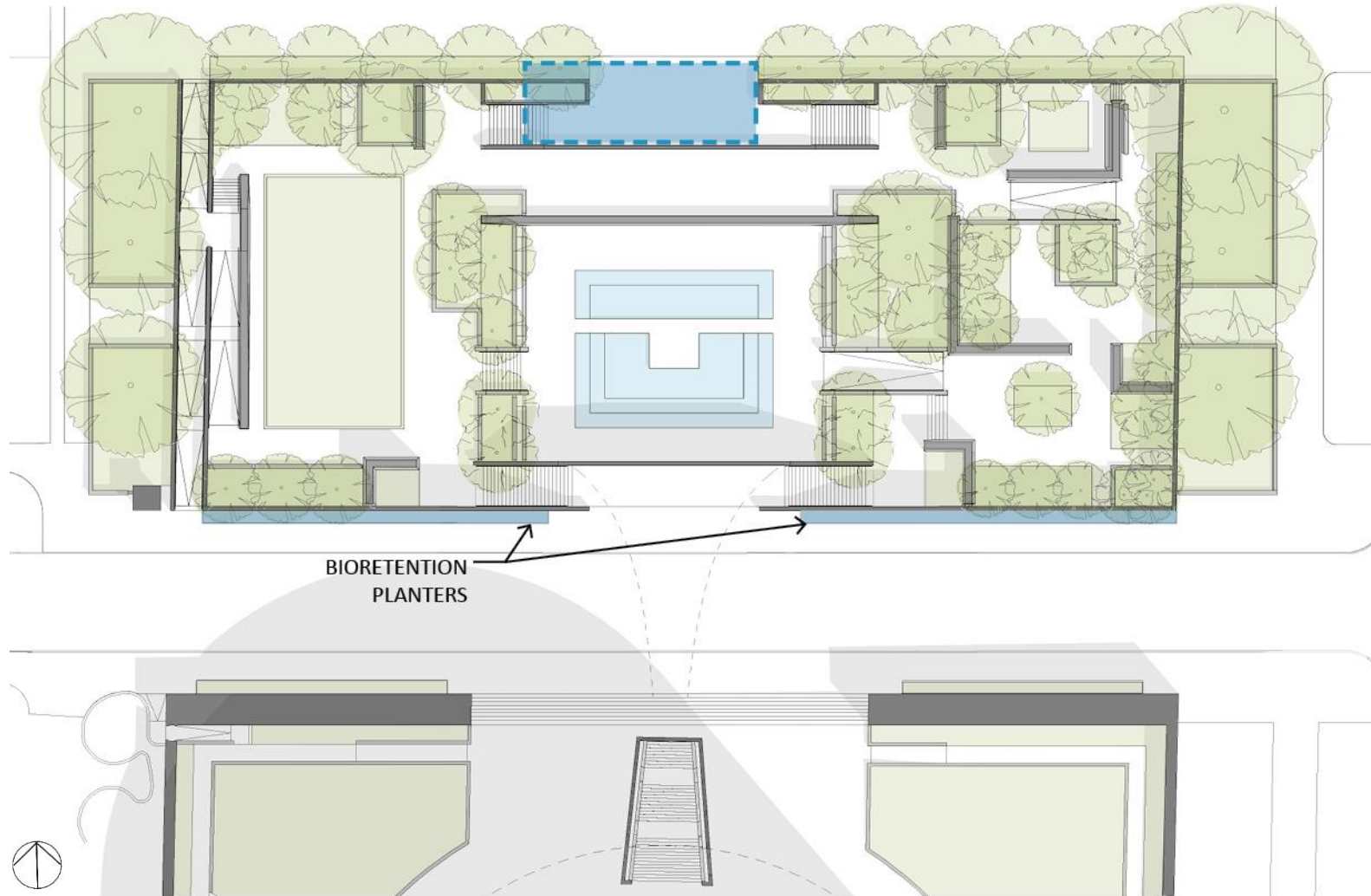


South Overlook Signage



Perimeter Wall Signage

Stormwater Management



No Adverse Effect

- Non-visible cistern located under north overlook
- Additional stormwater collection from the Jefferson Drive sidewalk
- Stormwater management is currently not provided and flooding is a regular occurrence
- No visual impact on the National Mall


Stormwater Management

Existing Conditions



July 2019 Flood

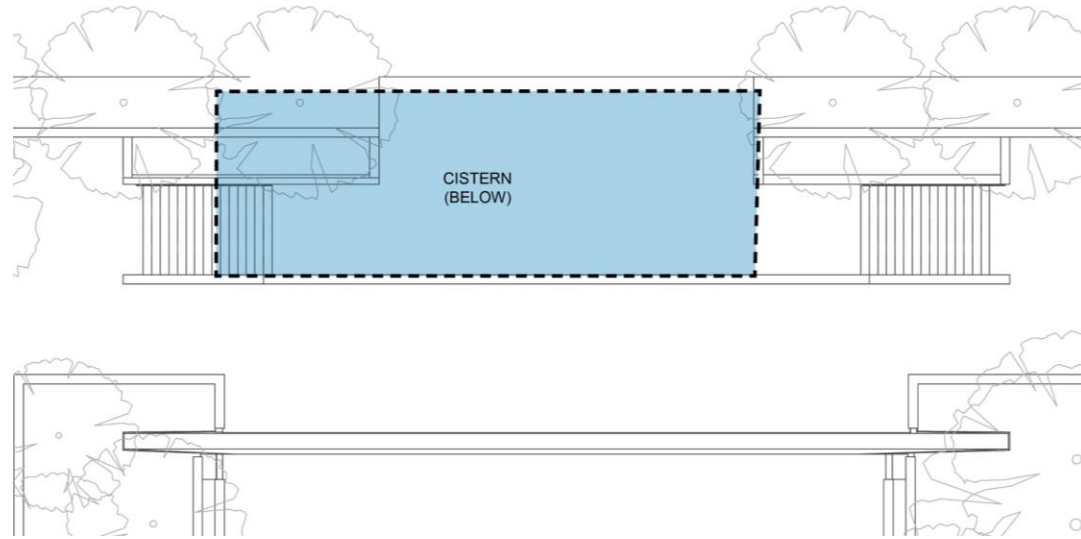
No Adverse Effect



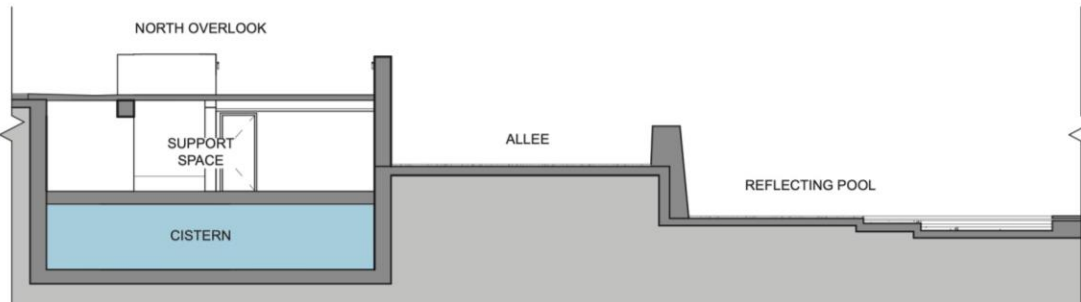
July 2019 Flood

Stormwater Management

Proposed Strategies

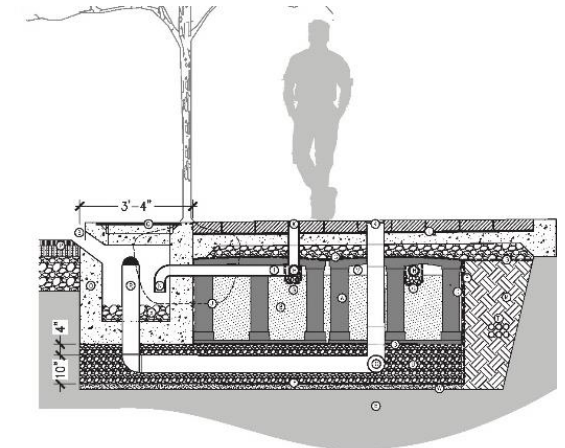


Plan of Cistern at North Overlook



Section through Cistern

No Adverse Effect



SILVA CELL TYPICAL DETAIL BIORETENTION INLET



Bioretention Planter Precedents

Cumulative Effects



- This project proposes changes to multiple character defining features, which results in cumulative adverse effect on the Hirshhorn Sculpture Garden.
- Adverse effects are contained within the secluded and recessed space of the Sculpture Garden, and therefore there are no cumulative effects to the National Mall Historic District.

Next Steps

Schedule

- Finalize Assessment of Effects on Historic Resources – Summer 2020
- Mock-Up - Fall 2020
- NCPC Final Approval - Winter 2021

<https://hirshhorn.si.edu/sculpture-garden-revitalization/>

Today's presentation material will be available on the project website by May 28, 2020.

Please submit written comments to BondC@si.edu by June 26, 2020.

Comments are welcome on:

- Draft Assessment of Effects on Historic Resources
- Concept Design Development

Questions and Comments

- **Moderator**, Jay Kaveeshwar, Deputy Director, HMSG
- **Q&A Panelists**
 - Melissa Chiu, Director, HMSG
 - Anne Reeve, Associate Curator, HMSG
 - Sharon Park, FAIA, Assoc. Director of Historic Preservation, Smithsonian Facilities
 - Carly Bond, Historic Preservation Specialist, Smithsonian Facilities
 - Bill Donnelly, Landscape Architect, Smithsonian Gardens
 - Alyson Steele, FAIA, Principal and Architect, Quinn Evans Architects
 - Faye Harwell, FASLA, Director and Landscape Architect, Rhodeside & Harwell



JAY



MELISSA



ANNE



SHARON



CARLY



BILL



ALYSON



FAYE